

FINAL - RESULTS

HOME List by Event List by Team Initial Rounds Res. by Event Medal Table

Final I Delfini di Pra - 12 October 2017 - Start Time: 15:20

Pos.	Lane	Bib	Athlete	Year	Cat.		Mark	Points
1	4	70	MALYAR Ariel (jm)	2000	S5	ISR ISRAEL	47.96	527
2	5	23	NESTAVAL Ivan (jm)	2000	S5	CZE CZECH REPUBLIC	52.72	279
3	3	74	AZZARITO Andrea (jm)	1999	S4	ITA ITALY	1:18.29	2

WWW.EPYG2017.COM

WWW.EPYG2017.COM

WWW.EPYG2017.COM



SERIES - RESULTS

HOME	List by Event	List by Team	Initial Rounds	Res. by Event	Medal Table
------	---------------	--------------	----------------	---------------	-------------

Serie 1 I Delfini di Pra - 12 October 2017 - Start Time: 15:26

Pos.	Lane	Bib	Athlete	Year	Cat.		Mark	Points
1	4	5	KRAJNOVIC Jan	2002	S8	CRO CROATIA	1:22.12	631
2	7	96	SATINSKAS Saulius	2001	S8	LTU LITHUANIA	1:26.10	503
3	2	106	NOTRETU Arian	2005	S9	ROU ROMANIA	1:23.46	484
4	1	95	GABSYS Martynas	2004	S10	LTU LITHUANIA	1:19.19	460
5	3	117	ZNIDARSIC SVENSEK Tim	2004	S6	SLO SLOVENIA	2:07.68	27
6	5	67	MADMON Eliad	2001	S9	ISR ISRAEL	1:48.87	25
7	6	68	MADMON Yehunatan	2001	S7	ISR ISRAEL	3:08.38	

Serie 2 I Delfini di Pra - 12 October 2017 - Start Time: 15:30

Pos.	Lane	Bib	Athlete	Year	Cat.		Mark	Points
1	3	79	FANTIN Antonio	2001	S6	ITA ITALY	1:07.98	1133
2	4	3	BURIC Dario	2001	S10	CRO CROATIA	1:00.14	1046
3	5	50	HIERSCHE Julian	2002	S9	GER GERMANY	1:07.31	977
4	6	80	L'ABBATE Lorenzo	2001	S9	ITA ITALY	1:09.23	930
5	7	123	CLAESON Fabian	2002	S9	SWE SWEDEN	1:11.73	863
6	2	109	JAGODIC Patrik	2002	S9	SLO SLOVENIA	1:12.37	844
7	1	30	HEEB Jakob	2001	S9	DEN DENMARK	1:13.28	817

Serie 3 I Delfini di Pra - 12 October 2017 - Start Time: 15:35

Pos.	Lane	Bib	Athlete	Year	Cat.		Mark	Points
1	4	53	KARAS Adam	2001	S9	GER GERMANY	1:00.33	1102
2	1	17	KESNAR Jonas	2001	S9	CZE CZECH REPUBLIC	1:00.66	1098
3	2	103	SOLBERG Fredrik	2001	S9	NOR NORWAY	1:00.73	1097
4	7	47	FICHTELMANN Felix-ulli	2001	S9	GER GERMANY	1:02.68	1068
5	6	10	PETRLIC Matej	2002	S10	CRO CROATIA	1:00.06	1047
6	3	58	SCHREIBER Jan	2001	S10	GER GERMANY	1:03.07	983
7	5	51	KAPS Justin	2001	S10	GER GERMANY	1:04.34	951

SUMMARY I Delfini di Pra

Pos.	Lane	Bib	Athlete	Year	Cat.		Mark	Points
1	3	79	FANTIN Antonio	2001	S6	ITA ITALY	1:07.98	1133
2	4	53	KARAS Adam	2001	S9	GER GERMANY	1:00.33	1102
3	1	17	KESNAR Jonas	2001	S9	CZE CZECH REPUBLIC	1:00.66	1098
4	2	103	SOLBERG Fredrik	2001	S9	NOR NORWAY	1:00.73	1097
5	7	47	FICHTELMANN Felix-ulli	2001	S9	GER GERMANY	1:02.68	1068
6	6	10	PETRLIC Matej	2002	S10	CRO CROATIA	1:00.06	1047
7	4	3	BURIC Dario	2001	S10	CRO CROATIA	1:00.14	1046
8	3	58	SCHREIBER Jan	2001	S10	GER GERMANY	1:03.07	983
9	5	50	HIERSCHE Julian	2002	S9	GER GERMANY	1:07.31	977
10	5	51	KAPS Justin	2001	S10	GER GERMANY	1:04.34	951
11	6	80	L'ABBATE Lorenzo	2001	S9	ITA ITALY	1:09.23	930
12	7	123	CLAESON Fabian	2002	S9	SWE SWEDEN	1:11.73	863
13	2	109	JAGODIC Patrik	2002	S9	SLO SLOVENIA	1:12.37	844
14	1	30	HEEB Jakob	2001	S9	DEN DENMARK	1:13.28	817
15	4	5	KRAJNOVIC Jan	2002	S8	CRO CROATIA	1:22.12	631
16	7	96	SATINSKAS Saulius	2001	S8	LTU LITHUANIA	1:26.10	503
17	2	106	NOTRETU Arian	2005	S9	ROU ROMANIA	1:23.46	484
18	1	95	GABSYS Martynas	2004	S10	LTU LITHUANIA	1:19.19	460
19	3	117	ZNIDARSIC SVENSEK Tim	2004	S6	SLO SLOVENIA	2:07.68	27
20	5	67	MADMON Eliad	2001	S9	ISR ISRAEL	1:48.87	25
21	6	68	MADMON Yehunatan	2001	S7	ISR ISRAEL	3:08.38	



FINAL - RESULTS

HOME List by Event List by Team Initial Rounds Res. by Event

Final I Delfini di Pra - 12 October 2017 - Start Time: 15:00

Pos.	Lane	Bib	Athlete	Year	Cat.		Mark	Points
1	3	113	VEJNOVIC Aljaz	2002	S14		2:30.01	884
1	4	86	PALAZZO Misha	2002	S14		2:30.03	884
1	2	40	MENY Jordan (JM)	2000	S14		2:30.00	884
4	6	112	REZMAN Maj (jm)	1999	S14		2:30.05	883
4	5	36	KHALILI Nader	2001	S14		2:30.04	883

WWW.EPYG2017.COM

WWW.EPYG2017.COM

WWW.EPYG2017.COM



SERIES - RESULTS

HOME	List by Event	List by Team	Initial Rounds	Res. by Event	Medal Table
------	---------------	--------------	----------------	---------------	-------------

Serie 1 I Delfini di Pra - 13 October 2017 - Start Time: 17:03

Pos.	Lane	Bib	Athlete	Year	Cat.		Mark	Points
1	4	123	CLAESON Fabian	2002	S9		5:16.93	920
2	5	109	JAGODIC Patrik	2002	S9		5:24.14	872
3	3	80	L'ABBATE Lorenzo	2001	S9		5:36.37	782
4	6	30	HEEB Jakob	2001	S9		6:08.65	514
5	2	106	NOTRETU Arian	2005	S9		6:25.22	379

Serie 2 I Delfini di Pra - 13 October 2017 - Start Time: 17:11

Pos.	Lane	Bib	Athlete	Year	Cat.		Mark	Points
1	6	17	KESNAR Jonas	2001	S9		4:33.83	1116
2	3	47	FICHTELMANN Felix-ulli	2001	S9		4:48.06	1069
3	4	51	KAPS Justin	2001	S10		4:33.81	1058
4	5	10	PETRLIC Matej	2002	S10		4:42.35	1017
5	2	58	SCHREIBER Jan	2001	S10		4:56.24	935

SUMMARY I Delfini di Pra

Pos.	Lane	Bib	Athlete	Year	Cat.		Mark	Points
1	6	17	KESNAR Jonas	2001	S9		4:33.83	1116
2	3	47	FICHTELMANN Felix-ulli	2001	S9		4:48.06	1069
3	4	51	KAPS Justin	2001	S10		4:33.81	1058
4	5	10	PETRLIC Matej	2002	S10		4:42.35	1017
5	2	58	SCHREIBER Jan	2001	S10		4:56.24	935
6	4	123	CLAESON Fabian	2002	S9		5:16.93	920
7	5	109	JAGODIC Patrik	2002	S9		5:24.14	872
8	3	80	L'ABBATE Lorenzo	2001	S9		5:36.37	782
9	6	30	HEEB Jakob	2001	S9		6:08.65	514
10	2	106	NOTRETU Arian	2005	S9		6:25.22	379

WWW.EPYG2017.COM

WWW.EPYG2017.COM

WWW.EPYG2017.COM



FINAL - RESULTS

HOME List by Event List by Team Initial Rounds Res. by Event Medal Table

Final I Delfini di Pra - 13 October 2017 - Start Time: 17:41

Pos.	Lane	Bib	Athlete	Year	Cat.		Mark	Points
1	4	92	URSO Salvatore (jm)	1999	S11	ITA ITALY	5:24.27	1004
2	5	31	REFER Peter	2001	S13	DEN DENMARK	5:36.97	571
3	3	120	SLOBODA Marek (jm)	1999	S11	SVK SLOVAK REPUBLIK	7:26.74	175

WWW.EPYG2017.COM

WWW.EPYG2017.COM

WWW.EPYG2017.COM



FINAL - RESULTS

HOME List by Event List by Team Initial Rounds Res. by Event Medal Table

Final I Delfini di Pra - 13 October 2017 - Start Time: 15:51

Pos.	Lane	Bib	Athlete	Year	Cat.		Mark	Points
1	4	23	NESTAVAL Ivan (jm)	2000	S5	CZE CZECH REPUBLIC	52.69	769
2	5	70	MALYAR Ariel (jm)	2000	S5	ISR ISRAEL	57.10	604
3	3	63	DADAON Ami (jm)	2000	S4	ISR ISRAEL	1:05.98	554
6	74	AZZARITO Andrea (jm)	1999	S4	ITA ITALY	DQ		

WWW.EPYG2017.COM

WWW.EPYG2017.COM

WWW.EPYG2017.COM



FINAL - RESULTS

HOME List by Event List by Team Initial Rounds Res. by Event Medal Table

Final I Delfini di Pra - 12 October 2017 - Start Time: 15:59

Pos.	Lane	Bib	Athlete	Year	Cat.		Mark	Points
1	4	46	ENGEL Taliso	2002	S13	GER GERMANY	1:13.95	835
2	5	92	URSO Salvatore (jm)	1999	S11	ITA ITALY	1:30.20	769
3	3	31	REFER Peter	2001	S13	DEN DENMARK	1:23.17	544
4	2	94	ASMONTAS Paulius	2001	S11	LTU LITHUANIA	1:45.97	350
	6	120	SLOBODA Marek (jm)	1999	S11	SVK SLOVAK REPUBLIK	DQ	

WWW.EPYG2017.COM

WWW.EPYG2017.COM

WWW.EPYG2017.COM



SERIES - RESULTS

HOME List by Event List by Team Initial Rounds Res. by Event Medal Table

Serie 1 I Delfini di Pra - 13 October 2017 - Start Time: 15:00

Pos.	Lane	Bib	Athlete	Year	Cat.		Mark	Points
1	4	72	WOLPERT Ron	2003	S9	ISR ISRAEL	1:19.82	892
2	3	109	JAGODIC Patrik	2002	S9	SLO SLOVENIA	1:30.00	613
3	5	30	HEEB Jakob	2001	S9	DEN DENMARK	1:31.76	561
4	1	95	GABSYS Martynas	2004	S10	LTU LITHUANIA	1:30.86	459
5	7	106	NOTRETU Arian	2005	S9	ROU ROMANIA	1:38.18	381
6	6	5	KRAJNOVIC Jan	2002	S8	CRO CROATIA	1:52.59	191
7	2	68	MADMON Yehunatan	2001	S7	ISR ISRAEL	3:11.94	

Serie 2 I Delfini di Pra - 13 October 2017 - Start Time: 15:05

Pos.	Lane	Bib	Athlete	Year	Cat.		Mark	Points
1	1	79	FANTIN Antonio	2001	S6	ITA ITALY	1:19.28	1112
2	4	53	KARAS Adam	2001	S9	GER GERMANY	1:10.31	1073
3	3	17	KESNAR Jonas	2001	S9	CZE CZECH REPUBLIC	1:11.69	1053
4	2	50	HIERSCHE Julian	2002	S9	GER GERMANY	1:15.09	994
5	5	58	SCHREIBER Jan	2001	S10	GER GERMANY	1:12.57	974
6	6	3	BURIC Dario	2001	S10	CRO CROATIA	1:12.89	967
7	7	47	FICHTELMANN Felix-ulli	2001	S9	GER GERMANY	1:16.99	956
8	8	51	KAPS Justin	2001	S10	GER GERMANY	1:20.57	771

SUMMARY I Delfini di Pra

Pos.	Lane	Bib	Athlete	Year	Cat.		Mark	Points
1	1	79	FANTIN Antonio	2001	S6	ITA ITALY	1:19.28	1112
2	4	53	KARAS Adam	2001	S9	GER GERMANY	1:10.31	1073
3	3	17	KESNAR Jonas	2001	S9	CZE CZECH REPUBLIC	1:11.69	1053
4	2	50	HIERSCHE Julian	2002	S9	GER GERMANY	1:15.09	994
5	5	58	SCHREIBER Jan	2001	S10	GER GERMANY	1:12.57	974
6	6	3	BURIC Dario	2001	S10	CRO CROATIA	1:12.89	967
7	7	47	FICHTELMANN Felix-ulli	2001	S9	GER GERMANY	1:16.99	956
8	4	72	WOLPERT Ron	2003	S9	ISR ISRAEL	1:19.82	892
9	8	51	KAPS Justin	2001	S10	GER GERMANY	1:20.57	771
10	3	109	JAGODIC Patrik	2002	S9	SLO SLOVENIA	1:30.00	613
11	5	30	HEEB Jakob	2001	S9	DEN DENMARK	1:31.76	561
12	1	95	GABSYS Martynas	2004	S10	LTU LITHUANIA	1:30.86	459
13	7	106	NOTRETU Arian	2005	S9	ROU ROMANIA	1:38.18	381
14	6	5	KRAJNOVIC Jan	2002	S8	CRO CROATIA	1:52.59	191
15	2	68	MADMON Yehunatan	2001	S7	ISR ISRAEL	3:11.94	

WWW.EPYG2017.COM

WWW.EPYG2017.COM

WWW.EPYG2017.COM



FINAL - RESULTS

HOME List by Event List by Team Initial Rounds Res. by Event Medal Table

Final I Delfini di Pra - 13 October 2017 - Start Time: 17:58

Pos.	Lane	Bib	Athlete	Year	Cat.		Mark	Points
1	5	86	PALAZZO Misha	2002	S14	ITA ITALY	1:10.63	1063
2	4	36	KHALILI Nader	2001	S14	FIN FINLAND	1:12.77	1028
3	6	39	BIGAUT Gregory (jm)	2000	S14	FRA FRANCE	1:23.29	790
4	3	113	VEJNOVIC Aljaz	2002	S14	SLO SLOVENIA	1:26.84	689

WWW.EPYG2017.COM

WWW.EPYG2017.COM

WWW.EPYG2017.COM



FINAL - RESULTS

HOME List by Event List by Team Initial Rounds Res. by Event Medal Table

Final I Delfini di Pra - 12 October 2017 - Start Time: 17:23

Pos.	Lane	Bib	Athlete	Year	Cat.		Mark	Points
1	4	92	URSO Salvatore (jm)	1999	S11	ITA ITALY	1:12.06	1011
2	5	31	REFER Peter	2001	S13	DEN DENMARK	1:23.48	350

WWW.EPYG2017.COM

WWW.EPYG2017.COM

WWW.EPYG2017.COM



FINAL - RESULTS

HOME List by Event List by Team Initial Rounds Res. by Event Medal Table

Final I Delfini di Pra - 13 October 2017 - Start Time: 15:41

Pos.	Lane	Bib	Athlete	Year	Cat.		Mark	Points
1	4	36	KHALILI Nader	2001	S14	FIN FINLAND	1:06.01	1073
2	5	86	PALAZZO Misha	2002	S14	ITA ITALY	1:08.09	1036
3	3	39	BIGAUT Gregory (jm)	2000	S14	FRA FRANCE	1:20.57	687
4	6	40	MENY Jordan (JM)	2000	S14	FRA FRANCE	1:20.68	683

WWW.EPYG2017.COM

WWW.EPYG2017.COM

WWW.EPYG2017.COM



SERIES - RESULTS

HOME List by Event List by Team Initial Rounds Res. by Event Medal Table

Serie 1 I Delfini di Pra - 13 October 2017 - Start Time: 18:06

Pos.	Lane	Bib	Athlete	Year	Cat.		Mark	Points
1	5	103	SOLBERG Fredrik	2001	S9		1:16.62	807
2	3	80	L'ABBATE Lorenzo	2001	S9		1:20.23	686
3	4	51	KAPS Justin	2001	S10		1:19.30	579
4	6	123	CLAESON Fabian	2002	S9		1:32.03	288
5	2	96	SATINSKAS Saulius	2001	S8		2:04.67	1

Serie 2 I Delfini di Pra - 13 October 2017 - Start Time: 18:09

Pos.	Lane	Bib	Athlete	Year	Cat.		Mark	Points
1	4	53	KARAS Adam	2001	S9		1:03.51	1105
2	5	50	HIERSCHE Julian	2002	S9		1:06.76	1055
3	6	17	KESNAR Jonas	2001	S9		1:08.48	1022
4	3	47	FICHTELMANN Felix-ulli	2001	S9		1:12.54	926
5	2	72	WOLPERT Ron	2003	S9		1:12.82	919

SUMMARY I Delfini di Pra

Pos.	Lane	Bib	Athlete	Year	Cat.		Mark	Points
1	4	53	KARAS Adam	2001	S9		1:03.51	1105
2	5	50	HIERSCHE Julian	2002	S9		1:06.76	1055
3	6	17	KESNAR Jonas	2001	S9		1:08.48	1022
4	3	47	FICHTELMANN Felix-ulli	2001	S9		1:12.54	926
5	2	72	WOLPERT Ron	2003	S9		1:12.82	919
6	5	103	SOLBERG Fredrik	2001	S9		1:16.62	807
7	3	80	L'ABBATE Lorenzo	2001	S9		1:20.23	686
8	4	51	KAPS Justin	2001	S10		1:19.30	579
9	6	123	CLAESON Fabian	2002	S9		1:32.03	288
10	2	96	SATINSKAS Saulius	2001	S8		2:04.67	1

WWW.EPYG2017.COM

WWW.EPYG2017.COM





WWW.EPYG2017.COM



FINAL - RESULTS

HOME List by Event List by Team Initial Rounds Res. by Event Medal Table

Final I Delfini di Pra - 12 October 2017 - Start Time: 17:15

Pos.	Lane	Bib	Athlete	Year	Cat.		Mark	Points
1	3	63	DADAON Ami (jm)	2000	SB3	 ISR ISRAEL	1:04.58	763
2	4	71	MALYAR Ariel (jm)	2000	SB4	 ISR ISRAEL	1:05.83	
3	5	24	NESTAVAL Ivan (jm)	2000	SB4	 CZE CZECH REPUBLIC	1:06.91	
6	74	AZZARITO Andrea (jm) (FC)	1999	SB3	 ITA ITALY	1:56.67		

WWW.EPYG2017.COM

WWW.EPYG2017.COM

WWW.EPYG2017.COM



SERIES - RESULTS

HOME List by Event List by Team Initial Rounds Res. by Event Medal Table

Serie 1 I Delfini di Pra - 12 October 2017 - Start Time: 17:30

Pos.	Lane	Bib	Athlete	Year	Cat.		Mark	Points
1	4	117	ZNIDARSIC SVENSEK Tim	2004	SB6	SLO SLOVENIA	2:08.78	421
2	6	107	NOTRETU Arian	2005	SB8	ROU ROMANIA	2:07.30	168
3	2	67	MADMON Eliad	2001	SB9	ISR ISRAEL	2:07.09	106
4	5	69	MADMON Yehunatan	2001	SB6	ISR ISRAEL	3:10.63	5
	3	80	L'ABBATE Lorenzo (FC)	2001	SB8	ITA ITALY	1:56.84	

Serie 2 I Delfini di Pra - 12 October 2017 - Start Time: 17:34

Pos.	Lane	Bib	Athlete	Year	Cat.		Mark	Points
1	6	79	FANTIN Antonio	2001	SB5	ITA ITALY	1:48.52	1002
2	5	2	BURIC Dario	2001	SB9	CRO CROATIA	1:29.70	788
3	4	52	KAPS Justin	2001	SB9	GER GERMANY	1:34.04	690
4	3	122	CLAESON Fabian	2002	SB8	SWE SWEDEN	1:39.54	675
5	7	6	KRAJNOVIC Jan	2002	SB7	CRO CROATIA	1:55.25	590
6	2	30	HEEB Jacob	2001	SB8	DEN DENMARK	1:44.19	573

Serie 3 I Delfini di Pra - 12 October 2017 - Start Time: 17:38

Pos.	Lane	Bib	Athlete	Year	Cat.		Mark	Points
1	4	54	KARAS Adam	2001	SB9	GER GERMANY	1:15.61	1044
2	5	73	WOLPERT Ron	2003	SB8	ISR ISRAEL	1:23.53	987
3	3	59	SCHREIBER Jan	2001	SB9	GER GERMANY	1:19.75	982
4	2	48	FICHTELMANN Felix-ulli	2001	SB8	GER GERMANY	1:24.34	974
5	6	18	KESNAR Jonas	2001	SB9	CZE CZECH REPUBLIC	1:21.19	957
6	7	50	HIERSCHE Julian	2002	SB8	GER GERMANY	1:30.41	866

SUMMARY I Delfini di Pra

Pos.	Lane	Bib	Athlete	Year	Cat.		Mark	Points
1	4	54	KARAS Adam	2001	SB9	GER GERMANY	1:15.61	1044
2	6	79	FANTIN Antonio	2001	SB5	ITA ITALY	1:48.52	1002
3	5	73	WOLPERT Ron	2003	SB8	ISR ISRAEL	1:23.53	987
4	3	59	SCHREIBER Jan	2001	SB9	GER GERMANY	1:19.75	982
5	2	48	FICHTELMANN Felix-ulli	2001	SB8	GER GERMANY	1:24.34	974
6	6	18	KESNAR Jonas	2001	SB9	CZE CZECH REPUBLIC	1:21.19	957
7	7	50	HIERSCHE Julian	2002	SB8	GER GERMANY	1:30.41	866
8	5	2	BURIC Dario	2001	SB9	CRO CROATIA	1:29.70	788
9	4	52	KAPS Justin	2001	SB9	GER GERMANY	1:34.04	690
10	3	122	CLAESON Fabian	2002	SB8	SWE SWEDEN	1:39.54	675
11	7	6	KRAJNOVIC Jan	2002	SB7	CRO CROATIA	1:55.25	590
12	2	30	HEEB Jacob	2001	SB8	DEN DENMARK	1:44.19	573
13	4	117	ZNIDARSIC SVENSEK Tim	2004	SB6	SLO SLOVENIA	2:08.78	421
14	6	107	NOTRETU Arian	2005	SB8	ROU ROMANIA	2:07.30	168
15	2	67	MADMON Eliad	2001	SB9	ISR ISRAEL	2:07.09	106
16	5	69	MADMON Yehunatan	2001	SB6	ISR ISRAEL	3:10.63	5
	3	80	L'ABBATE Lorenzo (FC)	2001	SB8	ITA ITALY	1:56.84	

FINAL - RESULTS

HOME List by Event List by Team Initial Rounds Res. by Event Medal Table

Final I Delfini di Pra - 12 October 2017 - Start Time: 16:08

Pos.	Lane	Bib	Athlete	Year	Cat.		Mark	Points
1	4	86	PALAZZO Misha	2002	SM14	ITA ITALY	2:27.54	1086
2	5	36	KHALILI Nader	2001	SM14	FIN FINLAND	2:28.74	1078
3	2	39	BIGAUT Gregory (jm)	2000	SM14	FRA FRANCE	3:00.28	692
4	3	113	VEJNOVIC Aljaz	2002	SM14	SLO SLOVENIA	3:15.28	444
5	6	112	REZMAN Maj (jm)	1999	SM14	SLO SLOVENIA	4:26.37	1

WWW.EPYG2017.COM

WWW.EPYG2017.COM

WWW.EPYG2017.COM



FINAL - RESULTS

HOME List by Event List by Team Initial Rounds Res. by Event Medal Table

Final I Delfini di Pra - 13 October 2017 - Start Time: 15:30

Pos.	Lane	Bib	Athlete	Year	Cat.		Mark	Points
1	4	46	ENGEL Taliso	2002	SM13	GER GERMANY	2:26.81	1048
2	5	92	URSO Salvatore (jm)	1999	SM11	ITA ITALY	2:52.24	957
3	3	31	REFER Peter	2001	SM13	DEN DENMARK	3:04.24	508

WWW.EPYG2017.COM

WWW.EPYG2017.COM

WWW.EPYG2017.COM



SERIES - RESULTS

HOME	List by Event	List by Team	Initial Rounds	Res. by Event	Medal Table
------	---------------	--------------	----------------	---------------	-------------

Serie 1 I Delfini di Pra - 12 October 2017 - Start Time: 15:37

Pos.	Lane	Bib	Athlete	Year	Cat.		Mark	Points
1	8	105	SOARES Ricardo (jm)	1999	S8	POR PORTUGAL	1:11.38	944
2	5	44	BRUNE Fabian (jm)	2000	S7	GER GERMANY	1:21.63	815
3	3	14	STRBAC David (jm)	2000	S9	CRO CROATIA	1:22.63	511
4	6	38	SÖDERLING William (jm)	1999	S6	FIN FINLAND	1:43.57	346
5	7	121	BAVING Ludvig (jm)	2000	S6	SWE SWEDEN	1:49.81	211
6	2	26	STRASIK Matyas (jm)	2000	S8	CZE CZECH REPUBLIC	1:40.21	148
4	57	PRODANOVIC Simon (jm)	2000	S7	GER GERMANY		DNS	

Serie 2 I Delfini di Pra - 12 October 2017 - Start Time: 15:39

Pos.	Lane	Bib	Athlete	Year	Cat.		Mark	Points
1	6	11	PLEMENCIC Luka (jm)	2000	S9	CRO CROATIA	1:02.47	1071
2	4	34	LIKSOR Robin (jm)	1999	S9	EST ESTONIA	1:03.01	1062
3	5	28	STRASIK Tadeas (jm)	2000	S10	CZE CZECH REPUBLIC	1:01.00	1029
4	2	1	LUSIAU Kylian (jm)	2000	S8	BEL BELGIUM	1:09.71	982
5	3	100	BRUSTAD (JM) Havard Str	2000	S10	NOR NORWAY	1:07.59	859
7	110	KRIZAJ (JF) Julijan Jan	2000	S9	SLO SLOVENIA		DQ	

Serie 3 I Delfini di Pra - 12 October 2017 - Start Time: 15:42

Pos.	Lane	Bib	Athlete	Year	Cat.		Mark	Points
1	3	43	BRAUNSCHWEIG Malte (jm)	2000	S9	GER GERMANY	58.84	1121
2	5	98	TADIC Ilija (jm)	1999	S9	MNE MONTENEGRO	58.94	1120
3	7	76	BICELLI Federico (jm)	1999	S8	ITA ITALY	1:02.00	1111
4	6	101	HANSEN (JM) Kristoffer	1999	S9	NOR NORWAY	1:01.22	1090
4	4	88	PERFETTO Ivan (jm)	2000	S10	ITA ITALY	57.62	1090
6	2	81	LOBBA Andrea (jm)	1999	S9	ITA ITALY	1:01.77	1082

SUMMARY I Delfini di Pra

Pos.	Lane	Bib	Athlete	Year	Cat.		Mark	Points
1	3	43	BRAUNSCHWEIG Malte (jm)	2000	S9	GER GERMANY	58.84	1121
2	5	98	TADIC Ilija (jm)	1999	S9	MNE MONTENEGRO	58.94	1120
3	7	76	BICELLI Federico (jm)	1999	S8	ITA ITALY	1:02.00	1111
4	6	101	HANSEN (JM) Kristoffer	1999	S9	NOR NORWAY	1:01.22	1090
4	4	88	PERFETTO Ivan (jm)	2000	S10	ITA ITALY	57.62	1090
6	2	81	LOBBA Andrea (jm)	1999	S9	ITA ITALY	1:01.77	1082
7	6	11	PLEMENCIC Luka (jm)	2000	S9	CRO CROATIA	1:02.47	1071
8	4	34	LIKSOR Robin (jm)	1999	S9	EST ESTONIA	1:03.01	1062
9	5	28	STRASIK Tadeas (jm)	2000	S10	CZE CZECH REPUBLIC	1:01.00	1029
10	2	1	LUSIAU Kylian (jm)	2000	S8	BEL BELGIUM	1:09.71	982
11	8	105	SOARES Ricardo (jm)	1999	S8	POR PORTUGAL	1:11.38	944
12	3	100	BRUSTAD (JM) Havard Str	2000	S10	NOR NORWAY	1:07.59	859
13	5	44	BRUNE Fabian (jm)	2000	S7	GER GERMANY	1:21.63	815
14	3	14	STRBAC David (jm)	2000	S9	CRO CROATIA	1:22.63	511
15	6	38	SÖDERLING William (jm)	1999	S6	FIN FINLAND	1:43.57	346
16	7	121	BAVING Ludvig (jm)	2000	S6	SWE SWEDEN	1:49.81	211
17	2	26	STRASIK Matyas (jm)	2000	S8	CZE CZECH REPUBLIC	1:40.21	148
7	110	KRIZAJ (JF) Julijan Jan	2000	S9	SLO SLOVENIA		DQ	
4	57	PRODANOVIC Simon (jm)	2000	S7	GER GERMANY		DNS	

FINAL - RESULTS

HOME List by Event List by Team Initial Rounds Res. by Event Medal Table

Final I Delfini di Pra - 13 October 2017 - Start Time: 17:18

Pos.	Lane	Bib	Athlete	Year	Cat.		Mark	Points
1	4	88	PERFETTO Ivan (jm)	2000	S10	ITA ITALY	4:21.61	1105
2	3	43	BRAUNSCHWEIG Malte (jm)	2000	S9	GER GERMANY	4:41.64	1092
3	5	101	HANSEN (JM) Kristoffer	1999	S9	NOR NORWAY	4:42.47	1089
4	2	11	PLEMENCIC Luka (jm)	2000	S9	CRO CROATIA	4:53.30	1047
5	6	98	TADIC Ilija (jm)	1999	S9	MNE MONTENEGRO	4:57.12	1030
6	7	14	STRBAC David (jm)	2000	S9	CRO CROATIA	5:58.62	599

WWW.EPYG2017.COM

WWW.EPYG2017.COM

WWW.EPYG2017.COM



SERIES - RESULTS

HOME List by Event List by Team Initial Rounds Res. by Event Medal Table

Serie 1 I Delfini di Pra - 13 October 2017 - Start Time: 15:08

Pos.	Lane	Bib	Athlete	Year	Cat.		Mark	Points
1	4	57	PRODANOVIC Simon (jm)	2000	S7	GER GERMANY	1:25.78	948
2	5	1	LUSIAU Kylian (jm)	2000	S8	BEL BELGIUM	1:23.08	918
3	7	100	BRUSTAD (JM) Havard Str	2000	S10	NOR NORWAY	1:16.57	880
4	3	14	STRBAC David (jm)	2000	S9	CRO CROATIA	1:39.53	346
5	2	38	SÖDERLING William (jm)	1999	S6	FIN FINLAND	2:00.19	292
6	1	121	BAVING Ludvig (jm)	2000	S6	SWE SWEDEN	2:06.64	181
7	6	26	STRASIK Matyas (jm)	2000	S8	CZE CZECH REPUBLIC	1:55.81	142

Serie 2 I Delfini di Pra - 13 October 2017 - Start Time: 15:12

Pos.	Lane	Bib	Athlete	Year	Cat.		Mark	Points
1	3	76	BICELLI Federico (jm)	1999	S8	ITA ITALY	1:10.01	1121
2	5	43	BRAUNSCHWEIG Malte (jm)	2000	S9	GER GERMANY	1:07.98	1103
3	6	81	LOBBA Andrea (jm)	1999	S9	ITA ITALY	1:13.83	1018
4	2	28	STRASIK Tadeas (jm)	2000	S10	CZE CZECH REPUBLIC	1:10.43	1017
5	1	44	BRUNE Fabian (jm)	2000	S7	GER GERMANY	1:22.50	1007
6	7	11	PLEMENCIC Luka (jm)	2000	S9	CRO CROATIA	1:15.14	993
4	101		HANSEN (JM) Kristoffer	1999	S9	NOR NORWAY	DQ	

SUMMARY I Delfini di Pra

Pos.	Lane	Bib	Athlete	Year	Cat.		Mark	Points
1	3	76	BICELLI Federico (jm)	1999	S8	ITA ITALY	1:10.01	1121
2	5	43	BRAUNSCHWEIG Malte (jm)	2000	S9	GER GERMANY	1:07.98	1103
3	6	81	LOBBA Andrea (jm)	1999	S9	ITA ITALY	1:13.83	1018
4	2	28	STRASIK Tadeas (jm)	2000	S10	CZE CZECH REPUBLIC	1:10.43	1017
5	1	44	BRUNE Fabian (jm)	2000	S7	GER GERMANY	1:22.50	1007
6	7	11	PLEMENCIC Luka (jm)	2000	S9	CRO CROATIA	1:15.14	993
7	4	57	PRODANOVIC Simon (jm)	2000	S7	GER GERMANY	1:25.78	948
8	5	1	LUSIAU Kylian (jm)	2000	S8	BEL BELGIUM	1:23.08	918
9	7	100	BRUSTAD (JM) Havard Str	2000	S10	NOR NORWAY	1:16.57	880
10	3	14	STRBAC David (jm)	2000	S9	CRO CROATIA	1:39.53	346
11	2	38	SÖDERLING William (jm)	1999	S6	FIN FINLAND	2:00.19	292
12	1	121	BAVING Ludvig (jm)	2000	S6	SWE SWEDEN	2:06.64	181
13	6	26	STRASIK Matyas (jm)	2000	S8	CZE CZECH REPUBLIC	1:55.81	142
4	101		HANSEN (JM) Kristoffer	1999	S9	NOR NORWAY	DQ	

WWW.EPYG2017.COM

WWW.EPYG2017.COM

WWW.EPYG2017.COM



FINAL - RESULTS

HOME List by Event List by Team Initial Rounds Res. by Event Medal Table

Final I Delfini di Pra - 13 October 2017 - Start Time: 18:13

Pos.	Lane	Bib	Athlete	Year	Cat.		Mark	Points
1	4	34	LIKSOR Robin (jm)	1999	S9	EST ESTONIA	1:05.57	1075
2	5	88	PERFETTO Ivan (jm)	2000	S10	ITA ITALY	1:06.14	1002
3	6	81	LOBBA Andrea (jm)	1999	S9	ITA ITALY	1:09.48	1001
4	3	98	TADIC Ilija (jm)	1999	S9	MNE MONTENEGRO	1:10.14	986
5	8	43	BRAUNSCHWEIG Malte (jm)	2000	S9	GER GERMANY	1:11.73	947
6	2	28	STRASIK Tadeas (jm)	2000	S10	CZE CZECH REPUBLIC	1:09.74	909
7	7	1	LUSIAU Kylian (jm)	2000	S8	BEL BELGIUM	1:26.58	510
8	1	57	PRODANOVIC Simon (jm)	2000	S7	GER GERMANY	1:41.84	

WWW.EPYG2017.COM

WWW.EPYG2017.COM

WWW.EPYG2017.COM



SERIES - RESULTS

HOME List by Event List by Team Initial Rounds Res. by Event Medal Table

Serie 1 I Delfini di Pra - 12 October 2017 - Start Time: 17:41

Pos.	Lane	Bib	Athlete	Year	Cat.		Mark	Points
1	5	12	PLEMENCIC Luka (jm)	2000	SB8	CRO CROATIA	1:25.89	949
2	2	57	PRODANOVIC Simon (jm)	2000	SB7	GER GERMANY	1:40.11	878
3	4	110	KRIZAJ (JF) Julijan Jan	2000	SB9	SLO SLOVENIA	1:32.28	730
4	7	121	BAVING Ludvig (jm)	2000	SB6	SWE SWEDEN	2:10.75	388
5	3	38	SÖDERLING William (jm)	1999	SB6	FIN FINLAND	2:14.37	330
6	6	27	STRASIK Matyas (jm)	2000	SB7	CZE CZECH REPUBLIC	2:10.58	313

Serie 2 I Delfini di Pra - 12 October 2017 - Start Time: 17:45

Pos.	Lane	Bib	Athlete	Year	Cat.		Mark	Points
1	3	33	LIKSOR Robin (jm)	1999	SB8	EST ESTONIA	1:16.08	1084
2	4	87	PERFETTO Ivan (jm)	2000	SB9	ITA ITALY	1:12.74	1080
3	2	29	STRASIK Tadeas (jm)	2000	SB9	CZE CZECH REPUBLIC	1:17.50	1017
4	5	99	BRUSTAD (JM) Havard Str	2000	SB9	NOR NORWAY	1:18.18	1007
5	6	13	PRSA Tomislav (jm)	2000	SB9	CRO CROATIA	1:18.48	1002
6	1	82	LOBBA Andrea (jm)	1999	SB8	ITA ITALY	1:24.44	973
7	7	43	BRAUNSCHWEIG Malte (jm)	2000	SB9	GER GERMANY	1:25.26	881

SUMMARY I Delfini di Pra

Pos.	Lane	Bib	Athlete	Year	Cat.		Mark	Points
1	3	33	LIKSOR Robin (jm)	1999	SB8	EST ESTONIA	1:16.08	1084
2	4	87	PERFETTO Ivan (jm)	2000	SB9	ITA ITALY	1:12.74	1080
3	2	29	STRASIK Tadeas (jm)	2000	SB9	CZE CZECH REPUBLIC	1:17.50	1017
4	5	99	BRUSTAD (JM) Havard Str	2000	SB9	NOR NORWAY	1:18.18	1007
5	6	13	PRSA Tomislav (jm)	2000	SB9	CRO CROATIA	1:18.48	1002
6	1	82	LOBBA Andrea (jm)	1999	SB8	ITA ITALY	1:24.44	973
7	5	12	PLEMENCIC Luka (jm)	2000	SB8	CRO CROATIA	1:25.89	949
8	7	43	BRAUNSCHWEIG Malte (jm)	2000	SB9	GER GERMANY	1:25.26	881
9	2	57	PRODANOVIC Simon (jm)	2000	SB7	GER GERMANY	1:40.11	878
10	4	110	KRIZAJ (JF) Julijan Jan	2000	SB9	SLO SLOVENIA	1:32.28	730
11	7	121	BAVING Ludvig (jm)	2000	SB6	SWE SWEDEN	2:10.75	388
12	3	38	SÖDERLING William (jm)	1999	SB6	FIN FINLAND	2:14.37	330
13	6	27	STRASIK Matyas (jm)	2000	SB7	CZE CZECH REPUBLIC	2:10.58	313

FINAL - RESULTS

HOME List by Event List by Team Initial Rounds Res. by Event Medal Table

Final I Delfini di Pra - 12 October 2017 - Start Time: 15:20

Pos.	Lane	Bib	Athlete	Year	Cat.		Mark	Points
1	4	60	SONNTAG Peggy (jf)	1999	S5	GER GERMANY	45.42	962
2	5	42	BOTTCHER Gina (jf)	2001	S4	GER GERMANY	50.76	958
3	6	129	BOYACI Sumeyye	2003	S5	TUR TURKEY	46.43	929
4	3	130	OZTURK Sevilay	2003	S5	TUR TURKEY	46.60	923
5	2	89	PROCIDA Angela (jf)	2000	S3	ITA ITALY	1:22.03	207
6	7	64	DAHAN Hadasa Chaya	2002	S5	ISR ISRAEL	1:56.38	

WWW.EPYG2017.COM

WWW.EPYG2017.COM

WWW.EPYG2017.COM



SERIES - RESULTS

HOME List by Event List by Team Initial Rounds Res. by Event Medal Table

Serie 1 I Delfini di Pra - 12 October 2017 - Start Time: 15:48

Pos.	Lane	Bib	Athlete	Year	Cat.		Mark	Points
1	4	9	NOVINA Paula	2003	S9		1:24.74	791
2	2	127	ST CLAIR MAITLAND Nicol	2003	S8		1:30.70	760
3	3	85	MESCHINI Caterina	2002	S6		1:44.14	705
4	5	114	VLAHOV Amadeja	2003	S10		1:48.17	166
5	6	25	POLAKOVA Anna	2004	S8		2:47.47	

Serie 2 I Delfini di Pra - 12 October 2017 - Start Time: 15:52

Pos.	Lane	Bib	Athlete	Year	Cat.		Mark	Points
1	5	49	GOGLIN Isabell-marie	2004	S9		1:10.40	1068
2	4	61	STENGEL Lea Sophie	2003	S10		1:09.76	1036
3	6	15	FLORIANKOVA Anezka	2002	S8		1:17.37	1025
4	3	78	DEL MASTRO Marika	2003	S9		1:18.16	938
5	2	124	DANIELSSON Emma	2002	S9		1:20.81	882
7	126		HAMMARQVIST Elin	2004	S9		DQ	

SUMMARY I Delfini di Pra

Pos.	Lane	Bib	Athlete	Year	Cat.		Mark	Points
1	5	49	GOGLIN Isabell-marie	2004	S9		1:10.40	1068
2	4	61	STENGEL Lea Sophie	2003	S10		1:09.76	1036
3	6	15	FLORIANKOVA Anezka	2002	S8		1:17.37	1025
4	3	78	DEL MASTRO Marika	2003	S9		1:18.16	938
5	2	124	DANIELSSON Emma	2002	S9		1:20.81	882
6	4	9	NOVINA Paula	2003	S9		1:24.74	791
7	2	127	ST CLAIR MAITLAND Nicol	2003	S8		1:30.70	760
8	3	85	MESCHINI Caterina	2002	S6		1:44.14	705
9	5	114	VLAHOV Amadeja	2003	S10		1:48.17	166
10	6	25	POLAKOVA Anna	2004	S8		2:47.47	
7	126		HAMMARQVIST Elin	2004	S9		DQ	

WWW.EPYG2017.COM

WWW.EPYG2017.COM

WWW.EPYG2017.COM



FINAL - RESULTS

HOME List by Event List by Team Initial Rounds Res. by Event

Final I Delfini di Pra - 12 October 2017 - Start Time: 15:00

Pos.	Lane	Bib	Athlete	Year	Cat.	Mark	Points
1	8	84	MARCHI Giorgia (jf)	2001	S14	ITA ITALY	2:30.06 1034

Intermediate: m. 100:

WWW.EPYG2017.COM

WWW.EPYG2017.COM

WWW.EPYG2017.COM



FINAL - RESULTS

HOME List by Event List by Team Initial Rounds Res. by Event Medal Table

Final I Delfini di Pra - 13 October 2017 - Start Time: 17:25

Pos.	Lane	Bib	Athlete	Year	Cat.		Mark	Points
1	5	49	GOGLIN Isabell-marie	2004	S9	GER GERMANY	5:33.78	1021
2	4	61	STENGEL Lea Sophie	2003	S10	GER GERMANY	5:20.49	1008
3	6	9	NOVINA Paula	2003	S9	CRO CROATIA	6:02.40	864
4	3	126	HAMMARQVIST Elin	2004	S9	SWE SWEDEN	6:05.61	843
5	2	124	DANIELSSON Emma	2002	S9	SWE SWEDEN	6:10.07	813

WWW.EPYG2017.COM

WWW.EPYG2017.COM

WWW.EPYG2017.COM



FINAL - RESULTS

HOME List by Event List by Team Initial Rounds Res. by Event Medal Table

Final I Delfini di Pra - 13 October 2017 - Start Time: 17:51

Pos.	Lane	Bib	Athlete	Year	Cat.		Mark	Points
1	5	56	LABUDDA Neele	2003	S12		5:15.80	1000
2	2	45	ENDROLATH Marlene (jf)	2001	S13		5:19.06	992
3	4	83	LUSCRI Camilla	2002	S13		5:22.52	974
4	6	119	CHUDA Katarina	2003	S12		5:44.24	823
5	3	75	BELOTTI Sara (jf)	1999	S12		6:00.25	698

WWW.EPYG2017.COM

WWW.EPYG2017.COM

WWW.EPYG2017.COM



FINAL - RESULTS

HOME List by Event List by Team Initial Rounds Res. by Event Medal Table

Final I Delfini di Pra - 13 October 2017 - Start Time: 15:55

Pos.	Lane	Bib	Athlete	Year	Cat.		Mark	Points
1	4	130	OZTURK Sevilay	2003	S5		46.70	1118
2	3	129	BOYACI Sumeyye	2003	S5		46.90	1116
3	5	60	SONNTAG Peggy (jf)	1999	S5		54.84	980
4	6	42	BOTTCHER Gina (jf)	2001	S4		1:00.38	965
5	2	89	PROCIDA Angela (jf)	2000	S3		1:22.73	558
6	7	64	DAHAN Hadasa Chaya	2002	S5		2:08.94	1

WWW.EPYG2017.COM

WWW.EPYG2017.COM

WWW.EPYG2017.COM



FINAL - RESULTS

HOME List by Event List by Team Initial Rounds Res. by Event Medal Table

Final I Delfini di Pra - 12 October 2017 - Start Time: 16:05

Pos.	Lane	Bib	Athlete	Year	Cat.		Mark	Points
1	6	45	ENDROLATH Marlene (jf)	2001	S13		1:19.62	1008
2	4	56	LABUDDA Neele	2003	S12		1:19.24	997
3	5	119	CHUDA Katarina	2003	S12		1:25.68	863
4	3	75	BELOTTI Sara (jf)	1999	S12		1:32.40	691
5	2	91	TEOFILI Viviana	2003	S13		1:33.63	690

WWW.EPYG2017.COM

WWW.EPYG2017.COM

WWW.EPYG2017.COM



SERIES - RESULTS

HOME List by Event List by Team Initial Rounds Res. by Event Medal Table

Serie 1 I Delfini di Pra - 13 October 2017 - Start Time: 15:15

Pos.	Lane	Bib	Athlete	Year	Cat.		Mark	Points
1	6	127	ST CLAIR MAITLAND Nicol	2003	S8	SWE SWEDEN	1:40.22	872
2	2	124	DANIELSSON Emma	2002	S9	SWE SWEDEN	1:35.72	787
3	4	85	MESCHINI Caterina	2002	S6	ITA ITALY	1:58.70	695
4	3	25	POLAKOVA Anna	2004	S8	CZE CZECH REPUBLIC	2:42.65	8
5	5	114	VLAHOV Amadeja	2003	S10	SLO SLOVENIA	DQ	

Serie 2 I Delfini di Pra - 13 October 2017 - Start Time: 15:20

Pos.	Lane	Bib	Athlete	Year	Cat.		Mark	Points
1	3	15	FLORIANKOVA Anezka	2002	S8	CZE CZECH REPUBLIC	1:23.07	1115
2	4	49	GOGLIN Isabell-marie	2004	S9	GER GERMANY	1:16.70	1110
3	6	61	STENGEL Lea Sophie	2003	S10	GER GERMANY	1:21.70	966
4	5	78	DEL MASTRO Marika	2003	S9	ITA ITALY	1:28.71	938
5	2	126	HAMMARQVIST Elin	2004	S9	SWE SWEDEN	1:37.86	735

SUMMARY I Delfini di Pra

Pos.	Lane	Bib	Athlete	Year	Cat.		Mark	Points
1	3	15	FLORIANKOVA Anezka	2002	S8	CZE CZECH REPUBLIC	1:23.07	1115
2	4	49	GOGLIN Isabell-marie	2004	S9	GER GERMANY	1:16.70	1110
3	6	61	STENGEL Lea Sophie	2003	S10	GER GERMANY	1:21.70	966
4	5	78	DEL MASTRO Marika	2003	S9	ITA ITALY	1:28.71	938
5	6	127	ST CLAIR MAITLAND Nicol	2003	S8	SWE SWEDEN	1:40.22	872
6	2	124	DANIELSSON Emma	2002	S9	SWE SWEDEN	1:35.72	787
7	2	126	HAMMARQVIST Elin	2004	S9	SWE SWEDEN	1:37.86	735
8	4	85	MESCHINI Caterina	2002	S6	ITA ITALY	1:58.70	695
9	3	25	POLAKOVA Anna	2004	S8	CZE CZECH REPUBLIC	2:42.65	8
5	5	114	VLAHOV Amadeja	2003	S10	SLO SLOVENIA	DQ	

WWW.EPYG2017.COM

WWW.EPYG2017.COM



WWW.EPYG2017.COM



FINAL - RESULTS

HOME List by Event List by Team Initial Rounds Res. by Event Medal Table

Final I Delfini di Pra - 13 October 2017 - Start Time: 18:01

Pos.	Lane	Bib	Athlete	Year	Cat.		Mark	Points
4	84	MARCHI	Giorgia (jf)	2001	S14	 ITA ITALY	DQ	
5	108	GOLCER	Marusa (jf)	2001	S14	 SLO SLOVENIA	DQ	

WWW.EPYG2017.COM

WWW.EPYG2017.COM

WWW.EPYG2017.COM



FINAL - RESULTS

HOME List by Event List by Team Initial Rounds Res. by Event Medal Table

Final I Delfini di Pra - 12 October 2017 - Start Time: 17:26

Pos.	Lane	Bib	Athlete	Year	Cat.		Mark	Points
1	4	45	ENDROLATH Marlene (jf)	2001	S13		1:15.03	977
2	3	56	LABUDDA Neele	2003	S12		1:22.94	883
3	6	119	CHUDA Katarina	2003	S12		1:23.92	861
4	5	83	LUSCRI Camilla	2002	S13		1:24.04	769

WWW.EPYG2017.COM

WWW.EPYG2017.COM

WWW.EPYG2017.COM



FINAL - RESULTS

HOME List by Event List by Team Initial Rounds Res. by Event Medal Table

Final I Delfini di Pra - 13 October 2017 - Start Time: 18:17

Pos.	Lane	Bib	Athlete	Year	Cat.		Mark	Points
1	4	37	MARKKANEN Jessika (jf)	1999	S9	FIN FINLAND	1:15.58	1071
2	5	78	DEL MASTRO Marika	2003	S9	ITA ITALY	1:20.12	1005
3	6	4	CRKVENAC Martina (jf)	1999	S9	CRO CROATIA	1:27.54	863
4	3	61	STENGEL Lea Sophie	2003	S10	GER GERMANY	1:26.38	801
5	2	15	FLORIANKOVA Anezka	2002	S8	CZE CZECH REPUBLIC	1:30.76	788

WWW.EPYG2017.COM

WWW.EPYG2017.COM

WWW.EPYG2017.COM



FINAL - RESULTS

HOME List by Event List by Team Initial Rounds Res. by Event Medal Table

Final I Delfini di Pra - 12 October 2017 - Start Time: 17:19

Pos.	Lane	Bib	Athlete	Year	Cat.		Mark	Points
1	4	42	BOTTCHER Gina (jf)	2001	SB3	GER GERMANY	1:21.34	741
2	5	90	PROCIDA Angela (jf)	2000	SB2	ITA ITALY	1:53.33	399
3	3	65	DAHAN Hadasa Chaya	2002	SB4	ISR ISRAEL	2:11.00	

WWW.EPYG2017.COM

WWW.EPYG2017.COM

WWW.EPYG2017.COM



SERIES - RESULTS

HOME List by Event List by Team Initial Rounds Res. by Event Medal Table

Serie 1 I Delfini di Pra - 12 October 2017 - Start Time: 17:49

Pos.	Lane	Bib	Athlete	Year	Cat.		Mark	Points
1	4	25	POLAKOVA Anna	2004	SB8	CZE CZECH REPUBLIC	2:04.33	459
2	3	126	HAMMARQVIST Elin	2004	SB9	SWE SWEDEN	2:22.55	171
	6	128	ST CLAIR MAITLAND Nicol	2003	SB7	SWE SWEDEN	DQ	
	5	115	VLAHOV Amadeja	2003	SB9	SLO SLOVENIA	DNS	

Serie 2 I Delfini di Pra - 12 October 2017 - Start Time: 17:53

Pos.	Lane	Bib	Athlete	Year	Cat.		Mark	Points
1	5	62	STENGEL Lea Sophie	2003	SB9	GER GERMANY	1:30.57	1029
2	4	78	DEL MASTRO Marika	2003	SB9	ITA ITALY	1:36.89	942
3	3	15	FLORIANKOVA Anezka	2002	SB8	CZE CZECH REPUBLIC	1:43.82	847
4	6	8	NOVINA Paula	2003	SB8	CRO CROATIA	1:47.80	775
5	2	124	DANIELSSON Emma	2002	SB9	SWE SWEDEN	1:49.73	715

SUMMARY I Delfini di Pra

Pos.	Lane	Bib	Athlete	Year	Cat.		Mark	Points
1	5	62	STENGEL Lea Sophie	2003	SB9	GER GERMANY	1:30.57	1029
2	4	78	DEL MASTRO Marika	2003	SB9	ITA ITALY	1:36.89	942
3	3	15	FLORIANKOVA Anezka	2002	SB8	CZE CZECH REPUBLIC	1:43.82	847
4	6	8	NOVINA Paula	2003	SB8	CRO CROATIA	1:47.80	775
5	2	124	DANIELSSON Emma	2002	SB9	SWE SWEDEN	1:49.73	715
6	4	25	POLAKOVA Anna	2004	SB8	CZE CZECH REPUBLIC	2:04.33	459
7	3	126	HAMMARQVIST Elin	2004	SB9	SWE SWEDEN	2:22.55	171
	6	128	ST CLAIR MAITLAND Nicol	2003	SB7	SWE SWEDEN	DQ	
	5	115	VLAHOV Amadeja	2003	SB9	SLO SLOVENIA	DNS	

WWW.EPYG2017.COM

WWW.EPYG2017.COM

WWW.EPYG2017.COM



FINAL - RESULTS

HOME List by Event List by Team Initial Rounds Res. by Event Medal Table

Final I Delfini di Pra - 13 October 2017 - Start Time: 15:35

Pos.	Lane	Bib	Athlete	Year	Cat.		Mark	Points
1	4	45	ENDROLATH Marlene (jf)	2001	SM13		2:43.60	1073
2	5	56	LABUDDA Neele	2003	SM12		2:50.89	1032
3	3	83	LUSCRI Camilla	2002	SM13		2:56.32	968
4	6	119	CHUDA Katarina	2003	SM12		2:58.32	966

WWW.EPYG2017.COM

WWW.EPYG2017.COM

WWW.EPYG2017.COM



SERIES - RESULTS

HOME List by Event List by Team Initial Rounds Res. by Event Medal Table

Serie 1 I Delfini di Pra - 12 October 2017 - Start Time: 15:52

Pos.	Lane	Bib	Athlete	Year	Cat.		Mark	Points
1	5	77	CORDINI Chiara (jf)	2000	S7		1:29.18	883
2	4	35	REMMELG Anette (jf)	2000	S10		1:19.25	844
3	3	7	MAJSEC Ana (jf)	1999	S8		1:27.84	826
4	6	16	HABERMNAOVA Nicola (jf)	2000	S8		1:31.35	745
5	2	19	KOUPILOVA Agata (jf)	1999	S7		1:36.92	714
6	7	21	MIKUSKOVICOVA Monika (j)	1999	S9		1:32.37	595

Serie 2 I Delfini di Pra - 12 October 2017 - Start Time: 15:57

Pos.	Lane	Bib	Athlete	Year	Cat.		Mark	Points
1	4	32	KAUL Susannah (jf)	1999	S10		1:03.87	1114
2	5	37	MARKKANEN Jessika (jf)	1999	S9		1:07.73	1101
3	2	55	LABERER Felicia (jf)	2001	S9		1:10.43	1068
4	3	102	HEGGERTVEIT Marte (jf)	1999	S9		1:10.50	1067
5	6	118	JOVOVIC Ana (jf)	1999	S9		1:12.31	1041
6	7	93	VICCH Silvia (jf)	2000	S9		1:15.96	980
7	1	104	PINTO Renata (jf)	1999	S9		1:18.27	936

SUMMARY I Delfini di Pra

Pos.	Lane	Bib	Athlete	Year	Cat.		Mark	Points
1	4	32	KAUL Susannah (jf)	1999	S10		1:03.87	1114
2	5	37	MARKKANEN Jessika (jf)	1999	S9		1:07.73	1101
3	2	55	LABERER Felicia (jf)	2001	S9		1:10.43	1068
4	3	102	HEGGERTVEIT Marte (jf)	1999	S9		1:10.50	1067
5	6	118	JOVOVIC Ana (jf)	1999	S9		1:12.31	1041
6	7	93	VICCH Silvia (jf)	2000	S9		1:15.96	980
7	1	104	PINTO Renata (jf)	1999	S9		1:18.27	936
8	5	77	CORDINI Chiara (jf)	2000	S7		1:29.18	883
9	4	35	REMMELG Anette (jf)	2000	S10		1:19.25	844
10	3	7	MAJSEC Ana (jf)	1999	S8		1:27.84	826
11	6	16	HABERMNAOVA Nicola (jf)	2000	S8		1:31.35	745
12	2	19	KOUPILOVA Agata (jf)	1999	S7		1:36.92	714
13	7	21	MIKUSKOVICOVA Monika (j)	1999	S9		1:32.37	595

WWW.EPYG2017.COM

WWW.EPYG2017.COM

WWW.EPYG2017.COM



FINAL - RESULTS

HOME List by Event List by Team Initial Rounds Res. by Event Medal Table

Final I Delfini di Pra - 13 October 2017 - Start Time: 17:33

Pos.	Lane	Bib	Athlete	Year	Cat.		Mark	Points
1	5	32	KAUL Susannah (jf)	1999	S10	EST ESTONIA	4:56.56	1102
1	3	118	JOVOVIC Ana (jf)	1999	S9	SRB SERBIA	5:11.30	1102
3	4	102	HEGGERTVEIT Marte (jf)	1999	S9	NOR NORWAY	5:12.65	1098
4	6	55	LABERER Felicia (jf)	2001	S9	GER GERMANY	5:16.04	1088
5	2	104	PINTO Renata (jf)	1999	S9	POR PORTUGAL	6:01.26	872
6	7	35	REMMELG Anette (jf)	2000	S10	EST ESTONIA	6:07.32	699

WWW.EPYG2017.COM

WWW.EPYG2017.COM

WWW.EPYG2017.COM



SERIES - RESULTS

HOME List by Event List by Team Initial Rounds Res. by Event Medal Table

Serie 1 I Delfini di Pra - 13 October 2017 - Start Time: 15:23

Pos. Lane	Bib	Athlete	Year	Cat.		Mark	Points
1	7	77 CORDINI Chiara (jf)	2000	S7	ITA ITALY	1:39.67	960
2	5	16 HABERMNAOVA Nicola (jf)	2000	S8	CZE CZECH REPUBLIC	1:36.61	939
3	4	35 REMMELG Anette (jf)	2000	S10	EST ESTONIA	1:29.54	790
4	6	7 MAJSEC Ana (jf)	1999	S8	CRO CROATIA	1:45.05	770
5	3	21 MIKUSKOVICOVA Monika (j)	1999	S9	CZE CZECH REPUBLIC	1:40.90	659
6	2	19 KOUPILOVA Agata (jf)	1999	S7	CZE CZECH REPUBLIC	2:15.77	235

Serie 2 I Delfini di Pra - 13 October 2017 - Start Time: 15:27

Pos. Lane	Bib	Athlete	Year	Cat.		Mark	Points
1	3	37 MARKKANEN Jessika (jf)	1999	S9	FIN FINLAND	1:20.03	1074
2	4	55 LABERER Felicia (jf)	2001	S9	GER GERMANY	1:21.60	1054
3	6	118 JOVOVIC Ana (jf)	1999	S9	SRB SERBIA	1:22.00	1049
4	5	104 PINTO Renata (jf)	1999	S9	POR PORTUGAL	1:25.03	1004
5	7	102 HEGGERTVEIT Marte (jf)	1999	S9	NOR NORWAY	1:26.20	984
6	2	93 VICCH Silvia (jf)	2000	S9	ITA ITALY	1:29.06	932

SUMMARY I Delfini di Pra

Pos. Lane	Bib	Athlete	Year	Cat.		Mark	Points
1	3	37 MARKKANEN Jessika (jf)	1999	S9	FIN FINLAND	1:20.03	1074
2	4	55 LABERER Felicia (jf)	2001	S9	GER GERMANY	1:21.60	1054
3	6	118 JOVOVIC Ana (jf)	1999	S9	SRB SERBIA	1:22.00	1049
4	5	104 PINTO Renata (jf)	1999	S9	POR PORTUGAL	1:25.03	1004
5	7	102 HEGGERTVEIT Marte (jf)	1999	S9	NOR NORWAY	1:26.20	984
6	7	77 CORDINI Chiara (jf)	2000	S7	ITA ITALY	1:39.67	960
7	5	16 HABERMNAOVA Nicola (jf)	2000	S8	CZE CZECH REPUBLIC	1:36.61	939
8	2	93 VICCH Silvia (jf)	2000	S9	ITA ITALY	1:29.06	932
9	4	35 REMMELG Anette (jf)	2000	S10	EST ESTONIA	1:29.54	790
10	6	7 MAJSEC Ana (jf)	1999	S8	CRO CROATIA	1:45.05	770
11	3	21 MIKUSKOVICOVA Monika (j)	1999	S9	CZE CZECH REPUBLIC	1:40.90	659
12	2	19 KOUPILOVA Agata (jf)	1999	S7	CZE CZECH REPUBLIC	2:15.77	235

SERIES - RESULTS

HOME List by Event List by Team Initial Rounds Res. by Event Medal Table

Serie 1 I Delfini di Pra - 12 October 2017 - Start Time: 17:57

Pos.	Lane	Bib	Athlete	Year	Cat.		Mark	Points
1	4	16	HABERMNAOVA Nicola (jf)	2000	SB8	CZE CZECH REPUBLIC	1:52.84	679
2	5	77	CORDINI Chiara (jf)	2000	SB6	ITA ITALY	2:16.96	676
3	3	20	KOUPILOVA Agata (jf)	1999	SB6	CZE CZECH REPUBLIC	2:19.77	631
4	6	22	MIKOSKOVIKOVA Monika (j)	1999	SB8	CZE CZECH REPUBLIC	2:02.13	500

Serie 2 I Delfini di Pra - 12 October 2017 - Start Time: 18:01

Pos.	Lane	Bib	Athlete	Year	Cat.		Mark	Points
1	4	104	PINTO Renata (jf)	1999	SB9	POR PORTUGAL	1:32.07	1010
2	2	60	SONNTAG Peggy (jf)	1999	SB5	GER GERMANY	2:08.64	938
3	6	4	CRKVENAC Martina (jf)	1999	SB9	CRO CROATIA	1:41.07	874
4	3	93	VICCH Silvia (jf)	2000	SB9	ITA ITALY	1:41.18	872
	5	37	MARKKANEN Jessika (jf)	1999	SB9	FIN FINLAND	DQ	

SUMMARY I Delfini di Pra

Pos.	Lane	Bib	Athlete	Year	Cat.		Mark	Points
1	4	104	PINTO Renata (jf)	1999	SB9	POR PORTUGAL	1:32.07	1010
2	2	60	SONNTAG Peggy (jf)	1999	SB5	GER GERMANY	2:08.64	938
3	6	4	CRKVENAC Martina (jf)	1999	SB9	CRO CROATIA	1:41.07	874
4	3	93	VICCH Silvia (jf)	2000	SB9	ITA ITALY	1:41.18	872
5	4	16	HABERMNAOVA Nicola (jf)	2000	SB8	CZE CZECH REPUBLIC	1:52.84	679
6	5	77	CORDINI Chiara (jf)	2000	SB6	ITA ITALY	2:16.96	676
7	3	20	KOUPILOVA Agata (jf)	1999	SB6	CZE CZECH REPUBLIC	2:19.77	631
8	6	22	MIKOSKOVIKOVA Monika (j)	1999	SB8	CZE CZECH REPUBLIC	2:02.13	500
	5	37	MARKKANEN Jessika (jf)	1999	SB9	FIN FINLAND	DQ	

WWW.EPYG2017.COM

WWW.EPYG2017.COM

WWW.EPYG2017.COM



FINAL - RESULTS

HOME List by Event List by Team Initial Rounds Res. by Event Medal Table

Final I Delfini di Pra - 12 October 2017 - Start Time: 18:07

Pos.	Lane	Bib	Athletes	Cat.	Mark	Points
1	4	GER	GOGLIN Isabell-marie - LABERER Felicia (jf) - PRODANOVIC Simon (jm) - BRAUNSCHWEIG Malte (jm)	SM	GER GERMANY	4:40.75
2	5	ITA	CORDINI Chiara (jf) - PERFETTO Ivan (jm) - BICELLI Federico (jm) - VICCH Silvia (jf)	SM	ITA ITALY	4:45.05

WWW.EPYG2017.COM

WWW.EPYG2017.COM

WWW.EPYG2017.COM



FINAL - RESULTS

HOME List by Event List by Team Initial Rounds Res. by Event Medal Table

Final I Delfini di Pra - 12 October 2017 - Start Time: 15:00

Pos.	Lane	Bib	Athlete	Year	Cat.		Mark	Points
1	4	86	PALAZZO Misha	2002	S14	ITA ITALY	2:05.00	1109
2	5	36	KHALILI Nader	2001	S14	FIN FINLAND	2:09.63	1080
3	2	40	MENY Jordan (JM)	2000	S14	FRA FRANCE	2:31.68	863
4	8	84	MARCHI Giorgia (jf)	2001	S14	ITA ITALY	2:56.77	774
5	3	113	VEJNOVIC Aljaz	2002	S14	SLO SLOVENIA	2:41.88	726
6	6	112	REZMAN Maj (jm)	1999	S14	SLO SLOVENIA	3:42.12	75

WWW.EPYG2017.COM

WWW.EPYG2017.COM

WWW.EPYG2017.COM



FINAL - RESULTS

HOME List by Event List by Team Initial Rounds Res. by Event

Final I Delfini di Pra - 12 October 2017 - Start Time: 15:20

Pos.	Lane	Bib	Athlete	Year	Cat.		Mark	Points
1	4	70	MALYAR Ariel (jm)	2000	S5	ISR ISRAEL	47.96	527
2	5	23	NESTAVAL Ivan (jm)	2000	S5	CZE CZECH REPUBLIC	52.72	279
3	3	74	AZZARITO Andrea (jm)	1999	S4	ITA ITALY	1:18.29	2

WWW.EPYG2017.COM

WWW.EPYG2017.COM

WWW.EPYG2017.COM



SERIES - RESULTS

HOME	List by Event	List by Team	Initial Rounds	Res. by Event
------	---------------	--------------	----------------	---------------

Serie 1 I Delfini di Pra - 12 October 2017 - Start Time: 15:26

Pos.	Lane	Bib	Athlete	Year	Cat.		Mark	Points
1	4	5	KRAJNOVIC Jan	2002	S8		1:22.12	631
2	7	96	SATINSKAS Saulius	2001	S8		1:26.10	503
3	2	106	NOTRETU Arian	2005	S9		1:23.46	484
4	1	95	GABSYS Martynas	2004	S10		1:19.19	460
5	3	117	ZNIDARSIC SVENSEK Tim	2004	S6		2:07.68	27
6	5	67	MADMON Eliad	2001	S9		1:48.87	25
7	6	68	MADMON Yehunatan	2001	S7		3:08.38	

Serie 2 I Delfini di Pra - 12 October 2017 - Start Time: 15:30

Pos.	Lane	Bib	Athlete	Year	Cat.		Mark	Points
1	3	79	FANTIN Antonio	2001	S6		1:07.98	1133
2	4	3	BURIC Dario	2001	S10		1:00.14	1046
3	5	50	HIERSCHE Julian	2002	S9		1:07.31	977
4	6	80	L'ABBATE Lorenzo	2001	S9		1:09.23	930
5	7	123	CLAESSON Fabian	2002	S9		1:11.73	863
6	2	109	JAGODIC Patrik	2002	S9		1:12.37	844
7	1	30	HEEB Jakob	2001	S9		1:13.28	817

Serie 3 I Delfini di Pra - 12 October 2017 - Start Time: 15:35

Pos.	Lane	Bib	Athlete	Year	Cat.		Mark	Points
1	4	53	KARAS Adam	2001	S9		1:00.33	1102
2	1	17	KESNAR Jonas	2001	S9		1:00.66	1098
3	2	103	SOLBERG Fredrik	2001	S9		1:00.73	1097
4	7	47	FICHTELMANN Felix-ulli	2001	S9		1:02.68	1068
5	6	10	PETRLIC Matej	2002	S10		1:00.06	1047
6	3	58	SCHREIBER Jan	2001	S10		1:03.07	983
7	5	51	KAPS Justin	2001	S10		1:04.34	951

SUMMARY I Delfini di Pra

Pos.	Lane	Bib	Athlete	Year	Cat.		Mark	Points
1	3	79	FANTIN Antonio	2001	S6		1:07.98	1133
2	4	53	KARAS Adam	2001	S9		1:00.33	1102
3	1	17	KESNAR Jonas	2001	S9		1:00.66	1098
4	2	103	SOLBERG Fredrik	2001	S9		1:00.73	1097
5	7	47	FICHTELMANN Felix-ulli	2001	S9		1:02.68	1068
6	6	10	PETRLIC Matej	2002	S10		1:00.06	1047
7	4	3	BURIC Dario	2001	S10		1:00.14	1046
8	3	58	SCHREIBER Jan	2001	S10		1:03.07	983
9	5	50	HIERSCHE Julian	2002	S9		1:07.31	977
10	5	51	KAPS Justin	2001	S10		1:04.34	951
11	6	80	L'ABBATE Lorenzo	2001	S9		1:09.23	930
12	7	123	CLAESSON Fabian	2002	S9		1:11.73	863
13	2	109	JAGODIC Patrik	2002	S9		1:12.37	844
14	1	30	HEEB Jakob	2001	S9		1:13.28	817
15	4	5	KRAJNOVIC Jan	2002	S8		1:22.12	631
16	7	96	SATINSKAS Saulius	2001	S8		1:26.10	503
17	2	106	NOTRETU Arian	2005	S9		1:23.46	484
18	1	95	GABSYS Martynas	2004	S10		1:19.19	460
19	3	117	ZNIDARSIC SVENSEK Tim	2004	S6		2:07.68	27
20	5	67	MADMON Eliad	2001	S9		1:48.87	25
21	6	68	MADMON Yehunatan	2001	S7		3:08.38	

Lane 1: (50m)36.39
 Lane 2: (50m)39.38
 Lane 3: (50m)1.00.10
 Lane 4: (50m)37.89
 Lane 5: (50m)46.25

Lane 6: (50m)1.21.99

Lane 7: (50m)40.97

Lane 1: (50m)33.69

Lane 2: (50m)34.48

Lane 3: (50m)33.03

Lane 4: (50m)28.89

Lane 5: (50m)31.53

Lane 6: (50m)33.17

Lane 7: (50m)35.04

Lane 1: (50m)29.35

Lane 2: (50m)28.87

Lane 3: (50m)29.81

Lane 4: (50m)28.59

Lane 5: (50m)30.58

Lane 6: (50m)28.67

Lane 7: (50m)30.01

WWW.EPYG2017.COM

WWW.EPYG2017.COM

WWW.EPYG2017.COM



FINAL - RESULTS

HOME List by Event List by Team Initial Rounds Res. by Event

Final I Delfini di Pra - 12 October 2017 - Start Time: 15:00

Pos.	Lane	Bib	Athlete	Year	Cat.		Mark	Points
1	4	86	PALAZZO Misha	2002	S14	ITA ITALY	2:05.00	1109
2	5	36	KHALILI Nader	2001	S14	FIN FINLAND	2:09.63	1080
3	2	40	MENY Jordan (JM)	2000	S14	FRA FRANCE	2:31.68	863
4	3	113	VEJNOVIC Aljaz	2002	S14	SLO SLOVENIA	2:41.88	726
5	6	112	REZMAN Maj (jm)	1999	S14	SLO SLOVENIA	3:42.12	75

WWW.EPYG2017.COM

WWW.EPYG2017.COM

WWW.EPYG2017.COM



SERIES - RESULTS

HOME	List by Event	List by Team	Initial Rounds	Res. by Event	Medal Table
------	---------------	--------------	----------------	---------------	-------------

Serie 1 I Delfini di Pra - 13 October 2017 - Start Time: 17:03

Pos.	Lane	Bib	Athlete	Year	Cat.		Mark	Points
1	4	123	CLAESON Fabian	2002	S9	SWE SWEDEN	5:16.93	920
2	5	109	JAGODIC Patrik	2002	S9	SLO SLOVENIA	5:24.14	872
3	3	80	L'ABBATE Lorenzo	2001	S9	ITA ITALY	5:36.37	782
4	6	30	HEEB Jakob	2001	S9	DEN DENMARK	6:08.65	514
5	2	106	NOTRETU Arian	2005	S9	ROU ROMANIA	6:25.22	379

Serie 2 I Delfini di Pra - 13 October 2017 - Start Time: 17:11

Pos.	Lane	Bib	Athlete	Year	Cat.		Mark	Points
1	6	17	KESNAR Jonas	2001	S9	CZE CZECH REPUBLIC	4:33.83	1116
2	3	47	FICHELTMANN Felix-ulli	2001	S9	GER GERMANY	4:48.06	1069
3	4	51	KAPS Justin	2001	S10	GER GERMANY	4:33.81	1058
4	5	10	PETRLIC Matej	2002	S10	CRO CROATIA	4:42.35	1017
5	2	58	SCHREIBER Jan	2001	S10	GER GERMANY	4:56.24	935

SUMMARY I Delfini di Pra

Pos.	Lane	Bib	Athlete	Year	Cat.		Mark	Points
1	6	17	KESNAR Jonas	2001	S9	CZE CZECH REPUBLIC	4:33.83	1116
2	3	47	FICHELTMANN Felix-ulli	2001	S9	GER GERMANY	4:48.06	1069
3	4	51	KAPS Justin	2001	S10	GER GERMANY	4:33.81	1058
4	5	10	PETRLIC Matej	2002	S10	CRO CROATIA	4:42.35	1017
5	2	58	SCHREIBER Jan	2001	S10	GER GERMANY	4:56.24	935
6	4	123	CLAESON Fabian	2002	S9	SWE SWEDEN	5:16.93	920
7	5	109	JAGODIC Patrik	2002	S9	SLO SLOVENIA	5:24.14	872
8	3	80	L'ABBATE Lorenzo	2001	S9	ITA ITALY	5:36.37	782
9	6	30	HEEB Jakob	2001	S9	DEN DENMARK	6:08.65	514
10	2	106	NOTRETU Arian	2005	S9	ROU ROMANIA	6:25.22	379

Lane 2: (50m)40.76 (100m)1.29.04 (150m)2.19.23 (200m)3.09.62 (250m)3.59.70 (300m)4.49.60 (350m)5.38.22
 Lane 3: (50m)39.12 (100m)1.22.30 (150m)1.04.90 (200m)2.49.43 (250m)3.32.94 (300m)4.17.27 (350m)4.50.35
 Lane 4: (50m)37.01 (100m)1.15.07 (150m)1.55.20 (200m)2.35.41 (250m)3.15.50 (300m)3.56.21 (350m)4.37.62
 Lane 5: (50m)35.45 (100m)1.14.65 (150m)1.55.24 (200m)2.36.16 (250m)3.17.99 (300m)4.00.22 (350m)4.42.17
 Lane 6: (50m)36.50 (100m)1.19.87 (150m)2.05.67 (200m)2.52.72 (250m)3.41.70 (300m)4.30.91 (350m)5.20.85

Lane 2: (50m)30.59 (100m)1.05.48 (150m)1.42.83 (200m)2.20.92 (250m)3.00.86 (300m)4.18.42 (350m)4.18.57
 Lane 3: (50m)31.23 (100m)1.06.00 (150m)1.42.32 (200m)2.19.08 (250m)2.56.68 (300m)3.34.22 (350m)4.11.75
 Lane 4: (50m)30.73 (100m)1.04.88 (150m)1.40.12 (200m)2.15.55 (250m)2.50.65 (300m)3.25.56 (350m)4.01.26
 Lane 5: (50m)30.07 (100m)1.04.47 (150m)1.39.26 (200m)2.15.20 (250m)2.52.00 (300m)3.29.01 (350m)4.06.08
 Lane 6: (50m)31.56 (100m)1.06.00 (150m)1.41.12 (200m)2.15.98 (250m)2.51.07 (300m)3.26.16 (350m)4.00.73

WWW.EPYG2017.COM
WWW.EPYG2017.COM
WWW.EPYG2017.COM


FINAL - RESULTS

HOME List by Event List by Team Initial Rounds Res. by Event Medal Table

Final I Delfini di Pra - 13 October 2017 - Start Time: 17:41

Pos.	Lane	Bib	Athlete	Year	Cat.		Mark	Points
1	4	92	URSO Salvatore (jm)	1999	S11	ITA ITALY	5:24.27	1004
2	5	31	REFER Peter	2001	S13	DEN DENMARK	5:36.97	571
3	3	120	SLOBODA Marek (jm)	1999	S11	SVK SLOVAK REPUBLIK	7:26.74	175

Lane 3: (50m)44.68 (100m)1.40.30 (150m)2.39.40 (200m)3.38.21 (250m)4.36.14 (300m)5.33.95 (350m)6.30.40

Lane 4: (50m)34.74 (100m)1.14.73 (150m)1.55.41 (200m)2.37.20 (250m)3.18.91 (300m)4.00.55 (350m)4.42.47

Lane 5: (50m)35.84 (100m)1.17.32 (150m)2.00.78 (200m)2.44.74 (250m)3.29.03 (300m)4.12.35 (350m)4.56.71

WWW.EPYG2017.COM

WWW.EPYG2017.COM

WWW.EPYG2017.COM



FINAL - RESULTS

HOME List by Event List by Team Initial Rounds Res. by Event Medal Table

Final I Delfini di Pra - 14 October 2017 - Start Time: 15:05

Pos.	Lane	Bib	Athlete	Year	Cat.		Mark	Points
1	5	79	FANTIN Antonio	2001	S6	ITA ITALY	5:08.53	1146
2	4	76	BICELLI Federico (jm)	1999	S8	ITA ITALY	4:57.57	1077
3	2	57	PRODANOVIC Simon (jm)	2000	S7	GER GERMANY	5:40.18	1005
4	3	105	SOARES Ricardo (jm)	1999	S8	POR PORTUGAL	5:17.69	989
5	6	1	LUSIAU Kylian (jm)	2000	S8	BEL BELGIUM	5:21.09	971
6	1	96	SATINSKAS Saulius	2001	S8	LTU LITHUANIA	6:46.85	337
7	8	121	BAVING Ludvig (jm)	2000	S6	SWE SWEDEN	8:12.43	173
8	7	26	STRASIK Matyas (jm)	2000	S8	CZE CZECH REPUBLIC	7:29.06	110

Lane 1: (50m)42.26 (100m)1.30.41 (150m)2.22.73 (200m)3.15.39 (250m)4.08.29 (300m)5.00.67 (350m)5.53.68
 Lane 2: (50m)39.13 (100m)1.21.63 (150m)2.04.40 (200m)2.47.74 (250m)3.31.44 (300m)4.15.11 (350m)4.58.65
 Lane 3: (50m)35.90 (100m)1.15.66 (150m)1.56.44 (200m)2.37.46 (250m)3.18.72 (300m)3.58.91 (350m)4.38.94
 Lane 4: (50m)34.88 (100m)1.13.46 (150m)1.51.60 (200m)2.30.00 (250m)3.07.11 (300m)3.45.13 (350m)4.21.44
 Lane 5: (50m)36.53 (100m)1.15.59 (150m)1.54.87 (200m)2.33.32 (250m)3.12.80 (300m)3.52.41 (350m)4.30.88
 Lane 6: (50m)37.15 (100m)1.17.51 (150m)1.58.02 (200m)2.39.15 (250m)3.20.03 (300m)4.00.81 (350m)4.42.03
 Lane 7: (50m)50.12 (100m)1.44.76 (150m)2.42.37 (200m)3.39.82 (250m)4.37.99 (300m)5.35.53 (350m)6.34.19
 Lane 8: (50m)53.75 (100m)1.53.72 (150m)2.55.83 (200m)3.59.09 (250m)5.02.27 (300m)6.06.31 (350m)7.10.56

WWW.EPYG2017.COM

WWW.EPYG2017.COM

WWW.EPYG2017.COM



FINAL - RESULTS

HOME List by Event List by Team Initial Rounds Res. by Event Medal Table

Final I Delfini di Pra - 14 October 2017 - Start Time: 15:27

Pos.	Lane	Bib	Athlete	Year	Cat.		Mark	Points
1	4	70	MALYAR Ariel (jm)	2000	S5		3:50.27	533
2	5	23	NESTAVAL Ivan (jm)	2000	S5		4:06.37	367

Lane 4: (50m)50.84 (100m)1.50.98 (150m)2.51.72

Lane 5: (50m)55.55 (100m)1.55.69 (150m)3.01.56

WWW.EPYG2017.COM

WWW.EPYG2017.COM

WWW.EPYG2017.COM



FINAL - RESULTS

HOME List by Event List by Team Initial Rounds Res. by Event Medal Table

Final I Delfini di Pra - 14 October 2017 - Start Time: 15:41

Pos.	Lane	Bib	Athlete	Year	Cat.		Mark	Points
1	5	92	URSO Salvatore (jm)	1999	S11	ITA ITALY	1:08.57	998
2	4	46	ENGEL Taliso	2002	S13	GER GERMANY	1:01.40	980
3	3	31	REFER Peter	2001	S13	DEN DENMARK	1:09.60	726
4	6	120	SLOBODA Marek (jm)	1999	S11	SVK SLOVAK REPUBLIK	1:33.17	284

Lane 3: (50m)33.13
Lane 4: (50m)29.25
Lane 5: (50m)32.70
Lane 6: (50m)44.92

WWW.EPYG2017.COM

WWW.EPYG2017.COM

WWW.EPYG2017.COM



FINAL - RESULTS

HOME List by Event List by Team Initial Rounds Res. by Event Medal Table

Final I Delfini di Pra - 13 October 2017 - Start Time: 15:51

Pos.	Lane	Bib	Athlete	Year	Cat.		Mark	Points
1	4	23	NESTAVAL Ivan (jm)	2000	S5	CZE CZECH REPUBLIC	52.69	769
2	5	70	MALYAR Ariel (jm)	2000	S5	ISR ISRAEL	57.10	604
3	3	63	DADAON Ami (jm)	2000	S4	ISR ISRAEL	1:05.98	554
6	74	AZZARITO Andrea (jm)	1999	S4	ITA ITALY	DQ		

WWW.EPYG2017.COM

WWW.EPYG2017.COM

WWW.EPYG2017.COM



FINAL - RESULTS

HOME List by Event List by Team Initial Rounds Res. by Event

Final I Delfini di Pra - 12 October 2017 - Start Time: 15:59

Pos.	Lane	Bib	Athlete	Year	Cat.		Mark	Points
1	4	46	ENGEL Taliso	2002	S13		1:13.95	835
2	5	92	URSO Salvatore (jm)	1999	S11		1:30.20	769
3	3	31	REFER Peter	2001	S13		1:23.17	544
4	2	94	ASMONTAS Paulius	2001	S11		1:45.97	350
	6	120	SLOBODA Marek (jm)	1999	S11		DQ	

Lane 2: (50m)50.24
Lane 3: (50m)40.10
Lane 4: (50m)35.10
Lane 5: (50m)45.74
Lane 6: (50m)52.76

WWW.EPYG2017.COM

WWW.EPYG2017.COM

WWW.EPYG2017.COM



SERIES - RESULTS

HOME List by Event List by Team Initial Rounds Res. by Event Medal Table

Serie 1 I Delfini di Pra - 13 October 2017 - Start Time: 15:00

Pos.	Lane	Bib	Athlete	Year	Cat.		Mark	Points
1	4	72	WOLPERT Ron	2003	S9	ISR ISRAEL	1:19.82	892
2	3	109	JAGODIC Patrik	2002	S9	SLO SLOVENIA	1:30.00	613
3	5	30	HEEB Jakob	2001	S9	DEN DENMARK	1:31.76	561
4	1	95	GABSYS Martynas	2004	S10	LTU LITHUANIA	1:30.86	459
5	7	106	NOTRETI Arian	2005	S9	ROU ROMANIA	1:38.18	381
6	6	5	KRAJNOVIC Jan	2002	S8	CRO CROATIA	1:52.59	191
7	2	68	MADMON Yehunatan	2001	S7	ISR ISRAEL	3:11.94	

Serie 2 I Delfini di Pra - 13 October 2017 - Start Time: 15:05

Pos.	Lane	Bib	Athlete	Year	Cat.		Mark	Points
1	1	79	FANTIN Antonio	2001	S6	ITA ITALY	1:19.28	1112
2	4	53	KARAS Adam	2001	S9	GER GERMANY	1:10.31	1073
3	3	17	KESNAR Jonas	2001	S9	CZE CZECH REPUBLIC	1:11.69	1053
4	2	50	HIERSCHKE Julian	2002	S9	GER GERMANY	1:15.09	994
5	5	58	SCHREIBER Jan	2001	S10	GER GERMANY	1:12.57	974
6	6	3	BURIC Dario	2001	S10	CRO CROATIA	1:12.89	967
7	7	47	FICHTELMANN Felix-ulli	2001	S9	GER GERMANY	1:16.99	956
8	8	51	KAPS Justin	2001	S10	GER GERMANY	1:20.57	771

SUMMARY I Delfini di Pra

Pos.	Lane	Bib	Athlete	Year	Cat.		Mark	Points
1	1	79	FANTIN Antonio	2001	S6	ITA ITALY	1:19.28	1112
2	4	53	KARAS Adam	2001	S9	GER GERMANY	1:10.31	1073
3	3	17	KESNAR Jonas	2001	S9	CZE CZECH REPUBLIC	1:11.69	1053
4	2	50	HIERSCHKE Julian	2002	S9	GER GERMANY	1:15.09	994
5	5	58	SCHREIBER Jan	2001	S10	GER GERMANY	1:12.57	974
6	6	3	BURIC Dario	2001	S10	CRO CROATIA	1:12.89	967
7	7	47	FICHTELMANN Felix-ulli	2001	S9	GER GERMANY	1:16.99	956
8	4	72	WOLPERT Ron	2003	S9	ISR ISRAEL	1:19.82	892
9	8	51	KAPS Justin	2001	S10	GER GERMANY	1:20.57	771
10	3	109	JAGODIC Patrik	2002	S9	SLO SLOVENIA	1:30.00	613
11	5	30	HEEB Jakob	2001	S9	DEN DENMARK	1:31.76	561
12	1	95	GABSYS Martynas	2004	S10	LTU LITHUANIA	1:30.86	459
13	7	106	NOTRETI Arian	2005	S9	ROU ROMANIA	1:38.18	381
14	6	5	KRAJNOVIC Jan	2002	S8	CRO CROATIA	1:52.59	191
15	2	68	MADMON Yehunatan	2001	S7	ISR ISRAEL	3:11.94	

Lane 1: (50m)43.68
Lane 2: (50m)1.30.51
Lane 3: (50m)44.17
Lane 4: (50m)38.25
Lane 5: (50m)44.81
Lane 6: (50m)53.41
Lane 7: (50m)48.35

Lane 1: (50m)37.68
Lane 2: (50m)35.60
Lane 3: (50m)35.28
Lane 4: (50m)33.60
Lane 5: (50m)35.07
Lane 6: (50m)35.74
Lane 7: (50m)37.18
Lane 8: (50m)39.00

FINAL - RESULTS

HOME List by Event List by Team Initial Rounds Res. by Event Medal Table

Final I Delfini di Pra - 13 October 2017 - Start Time: 17:58

Pos.	Lane	Bib	Athlete	Year	Cat.		Mark	Points
1	5	86	PALAZZO Misha	2002	S14	ITA ITALY	1:10.63	1063
2	4	36	KHALILI Nader	2001	S14	FIN FINLAND	1:12.77	1028
3	6	39	BIGAUT Gregory (jm)	2000	S14	FRA FRANCE	1:23.29	790
4	3	113	VEJNOVIC Aljaz	2002	S14	SLO SLOVENIA	1:26.84	689

Lane 3: (50m)40.78
Lane 4: (50m)36.02
Lane 5: (50m)34.64
Lane 6: (50m)39.61

WWW.EPYG2017.COM

WWW.EPYG2017.COM

WWW.EPYG2017.COM



FINAL - RESULTS

HOME List by Event List by Team Initial Rounds Res. by Event

Final I Delfini di Pra - 12 October 2017 - Start Time: 17:23

Pos.	Lane	Bib	Athlete	Year	Cat.	Mark	Points
1	4	92	URSO Salvatore (jm)	1999	S11	1:12.06	1011
2	5	31	REFER Peter	2001	S13	1:23.48	350

Lane 4: (50m)32.96

Lane 5: (50m)36.60

WWW.EPYG2017.COM

WWW.EPYG2017.COM

WWW.EPYG2017.COM



FINAL - RESULTS

HOME List by Event List by Team Initial Rounds Res. by Event Medal Table

Final I Delfini di Pra - 13 October 2017 - Start Time: 15:41

Pos.	Lane	Bib	Athlete	Year	Cat.		Mark	Points
1	4	36	KHALILI Nader	2001	S14	FIN FINLAND	1:06.01	1073
2	5	86	PALAZZO Misha	2002	S14	ITA ITALY	1:08.09	1036
3	3	39	BIGAUT Gregory (jm)	2000	S14	FRA FRANCE	1:20.57	687
4	6	40	MENY Jordan (JM)	2000	S14	FRA FRANCE	1:20.68	683

Lane 3: (50m)34.12
 Lane 4: (50m)30.36
 Lane 5: (50m)31.81
 Lane 6: (50m)35.67

WWW.EPYG2017.COM

WWW.EPYG2017.COM

WWW.EPYG2017.COM



SERIES - RESULTS

HOME	List by Event	List by Team	Initial Rounds	Res. by Event	Medal Table
------	---------------	--------------	----------------	---------------	-------------

Serie 1 I Delfini di Pra - 13 October 2017 - Start Time: 18:06

Pos.	Lane	Bib	Athlete	Year	Cat.		Mark	Points
1	5	103	SOLBERG Fredrik	2001	S9	NOR NORWAY	1:16.62	807
2	3	80	L'ABBATE Lorenzo	2001	S9	ITA ITALY	1:20.23	686
3	4	51	KAPS Justin	2001	S10	GER GERMANY	1:19.30	579
4	6	123	CLAESON Fabian	2002	S9	SWE SWEDEN	1:32.03	288
5	2	96	SATINSKAS Saulius	2001	S8	LTU LITHUANIA	2:04.67	1

Serie 2 I Delfini di Pra - 13 October 2017 - Start Time: 18:09

Pos.	Lane	Bib	Athlete	Year	Cat.		Mark	Points
1	4	53	KARAS Adam	2001	S9	GER GERMANY	1:03.51	1105
2	5	50	HIERSCHE Julian	2002	S9	GER GERMANY	1:06.76	1055
3	6	17	KESNAR Jonas	2001	S9	CZE CZECH REPUBLIC	1:08.48	1022
4	3	47	FICHTELMANN Felix-ulli	2001	S9	GER GERMANY	1:12.54	926
5	2	72	WOLPERT Ron	2003	S9	ISR ISRAEL	1:12.82	919

SUMMARY I Delfini di Pra

Pos.	Lane	Bib	Athlete	Year	Cat.		Mark	Points
1	4	53	KARAS Adam	2001	S9	GER GERMANY	1:03.51	1105
2	5	50	HIERSCHE Julian	2002	S9	GER GERMANY	1:06.76	1055
3	6	17	KESNAR Jonas	2001	S9	CZE CZECH REPUBLIC	1:08.48	1022
4	3	47	FICHTELMANN Felix-ulli	2001	S9	GER GERMANY	1:12.54	926
5	2	72	WOLPERT Ron	2003	S9	ISR ISRAEL	1:12.82	919
6	5	103	SOLBERG Fredrik	2001	S9	NOR NORWAY	1:16.62	807
7	3	80	L'ABBATE Lorenzo	2001	S9	ITA ITALY	1:20.23	686
8	4	51	KAPS Justin	2001	S10	GER GERMANY	1:19.30	579
9	6	123	CLAESON Fabian	2002	S9	SWE SWEDEN	1:32.03	288
10	2	96	SATINSKAS Saulius	2001	S8	LTU LITHUANIA	2:04.67	1

Lane 2: (50m)48.46
 Lane 3: (50m)37.24
 Lane 4: (50m)35.64
 Lane 5: (50m)34.52
 Lane 6: (50m)39.45

Lane 2: (50m)34.16
 Lane 3: (50m)33.51
 Lane 4: (50m)29.65
 Lane 5: (50m)31.67
 Lane 6: (50m)31.78

WWW.EPYG2017.COM
WWW.EPYG2017.COM
WWW.EPYG2017.COM


FINAL - RESULTS

HOME List by Event List by Team Initial Rounds Res. by Event

Final I Delfini di Pra - 12 October 2017 - Start Time: 17:15

Pos.	Lane	Bib	Athlete	Year	Cat.		Mark	Points
1	3	63	DADAON Ami (jm)	2000	SB3	ISR ISRAEL	1:04.58	763
2	4	71	MALYAR Ariel (jm)	2000	SB4	ISR ISRAEL	1:05.83	
3	5	24	NESTAVAL Ivan (jm)	2000	SB4	CZE CZECH REPUBLIC	1:06.91	
6	74	AZZARITO Andrea (jm) (FC)	1999	SB3	ITA ITALY	1:56.67		

WWW.EPYG2017.COM

WWW.EPYG2017.COM

WWW.EPYG2017.COM



SERIES - RESULTS

HOME	List by Event	List by Team	Initial Rounds	Res. by Event
------	---------------	--------------	----------------	---------------

Serie 1 I Delfini di Pra - 12 October 2017 - Start Time: 17:30

Pos.	Lane	Bib	Athlete	Year	Cat.	Mark	Points
1	4	117	ZNIDARSIC SVENSEK Tim	2004	SB6	SLO SLOVENIA	2:08.78 421
2	6	107	NOTRETU Arian	2005	SB8	ROU ROMANIA	2:07.30 168
3	2	67	MADMON Eliad	2001	SB9	ISR ISRAEL	2:07.09 106
4	5	69	MADMON Yehunatan	2001	SB6	ISR ISRAEL	3:10.63 5
	3	80	L'ABBATE Lorenzo (FC)	2001	SB8	ITA ITALY	1:56.84

Serie 2 I Delfini di Pra - 12 October 2017 - Start Time: 17:34

Pos.	Lane	Bib	Athlete	Year	Cat.	Mark	Points
1	6	79	FANTINI Antonio	2001	SB5	ITA ITALY	1:48.52 1002
2	5	2	BURIC Dario	2001	SB9	CRO CROATIA	1:29.70 788
3	4	52	KAPS Justin	2001	SB9	GER GERMANY	1:34.04 690
4	3	122	CLAESSON Fabian	2002	SB8	SWE SWEDEN	1:39.54 675
5	7	6	KRAJNOVIC Jan	2002	SB7	CRO CROATIA	1:55.25 590
6	2	30	HEEB Jacob	2001	SB8	DEN DENMARK	1:44.19 573

Serie 3 I Delfini di Pra - 12 October 2017 - Start Time: 17:38

Pos.	Lane	Bib	Athlete	Year	Cat.	Mark	Points
1	4	54	KARAS Adam	2001	SB9	GER GERMANY	1:15.61 1044
2	5	73	WOLPERT Ron	2003	SB8	ISR ISRAEL	1:23.53 987
3	3	59	SCHREIBER Jan	2001	SB9	GER GERMANY	1:19.75 982
4	2	48	FICHTELMANN Felix-ulli	2001	SB8	GER GERMANY	1:24.34 974
5	6	18	KESNAR Jonas	2001	SB9	CZE CZECH REPUBLIC	1:21.19 957
6	7	50	HIERSCHE Julian	2002	SB8	GER GERMANY	1:30.41 866

SUMMARY I Delfini di Pra

Pos.	Lane	Bib	Athlete	Year	Cat.	Mark	Points
1	4	54	KARAS Adam	2001	SB9	GER GERMANY	1:15.61 1044
2	6	79	FANTINI Antonio	2001	SB5	ITA ITALY	1:48.52 1002
3	5	73	WOLPERT Ron	2003	SB8	ISR ISRAEL	1:23.53 987
4	3	59	SCHREIBER Jan	2001	SB9	GER GERMANY	1:19.75 982
5	2	48	FICHTELMANN Felix-ulli	2001	SB8	GER GERMANY	1:24.34 974
6	6	18	KESNAR Jonas	2001	SB9	CZE CZECH REPUBLIC	1:21.19 957
7	7	50	HIERSCHE Julian	2002	SB8	GER GERMANY	1:30.41 866
8	5	2	BURIC Dario	2001	SB9	CRO CROATIA	1:29.70 788
9	4	52	KAPS Justin	2001	SB9	GER GERMANY	1:34.04 690
10	3	122	CLAESSON Fabian	2002	SB8	SWE SWEDEN	1:39.54 675
11	7	6	KRAJNOVIC Jan	2002	SB7	CRO CROATIA	1:55.25 590
12	2	30	HEEB Jacob	2001	SB8	DEN DENMARK	1:44.19 573
13	4	117	ZNIDARSIC SVENSEK Tim	2004	SB6	SLO SLOVENIA	2:08.78 421
14	6	107	NOTRETU Arian	2005	SB8	ROU ROMANIA	2:07.30 168
15	2	67	MADMON Eliad	2001	SB9	ISR ISRAEL	2:07.09 106
16	5	69	MADMON Yehunatan	2001	SB6	ISR ISRAEL	3:10.63 5
	3	80	L'ABBATE Lorenzo (FC)	2001	SB8	ITA ITALY	1:56.84

Lane 2: (50m)57.85
 Lane 3: (50m)55.45
 Lane 4: (50m)57.59
 Lane 5: (50m)1.24.35
 Lane 6: (50m)59.94

Lane 2: (50m)48.04
 Lane 3: (50m)45.84
 Lane 4: (50m)44.45
 Lane 5: (50m)41.80
 Lane 6: (50m)49.39
 Lane 7: (50m)53.40

Lane 2: (50m)39.21
 Lane 3: (50m)36.24
 Lane 4: (50m)35.47

Lane 5: (50m)39.82
Lane 6: (50m)38.54
Lane 7: (50m)41.74

WWW.EPYG2017.COM

WWW.EPYG2017.COM

WWW.EPYG2017.COM



SIGMA: Athletics Events Management System - Ownership: FIDAL - Software Development: AM-Linkweb

FINAL - RESULTS

HOME List by Event List by Team Initial Rounds Res. by Event Medal Table

Final I Delfini di Pra - 14 October 2017 - Start Time: 15:57

Pos.	Lane	Bib	Athlete	Year	Cat.		Mark	Points
1	4	86	PALAZZO Misha	2002	SB14	ITA ITALY	1:17.58	1036
2	5	36	KHALILI Nader	2001	SB14	FIN FINLAND	1:20.51	993
3	3	113	VEJNOVIC Aljaz	2002	SB14	SLO SLOVENIA	1:38.26	633
4	6	112	REZMAN Maj (jm)	1999	SB14	SLO SLOVENIA	1:45.63	468
	7	40	MENY Jordan (JM)	2000	SB14	FRA FRANCE	DQ	
	2	39	BIGAUT Gregory (jm)	2000	SB14	FRA FRANCE	DQ	

Lane 2: (50m)40.03
 Lane 3: (50m)44.91
 Lane 4: (50m)36.21
 Lane 5: (50m)36.78
 Lane 6: (50m)49.20
 Lane 7: (50m)40.46

WWW.EPYG2017.COM

WWW.EPYG2017.COM

WWW.EPYG2017.COM



FINAL - RESULTS

HOME List by Event List by Team Initial Rounds Res. by Event Medal Table

Final **I Delfini di Pra - 14 October 2017 - Start Time: 17:37**

Pos.	Lane	Bib	Athlete	Year	Cat.		Mark	Points
1	4	46	ENGEL Taliso	2002	SB13	GER GERMANY	1:12.05	1066
2	5	92	URSO Salvatore (jm)	1999	SB11	ITA ITALY	1:29.81	947
3	6	94	ASMONTAS Paulius	2001	SB11	LTU LITHUANIA	1:40.74	742
4	2	120	SLOBODA Marek (jm)	1999	SB11	SVK SLOVAK REPUBLIK	1:44.71	660
5	3	31	REFER Peter	2001	SB13	DEN DENMARK	1:35.24	604

Lane 2: (50m)49.37
 Lane 3: (50m)45.83
 Lane 4: (50m)34.15
 Lane 5: (50m)42.02
 Lane 6: (50m)46.88

WWW.EPYG2017.COM

WWW.EPYG2017.COM

WWW.EPYG2017.COM



FINAL - RESULTS

HOME List by Event List by Team Initial Rounds Res. by Event

Final I Delfini di Pra - 12 October 2017 - Start Time: 16:08

Pos.	Lane	Bib	Athlete	Year	Cat.		Mark	Points
1	4	86	PALAZZO Misha	2002	SM14	ITA ITALY	2:27.54	1086
2	5	36	KHALILI Nader	2001	SM14	FIN FINLAND	2:28.74	1078
3	2	39	BIGAUT Gregory (jm)	2000	SM14	FRA FRANCE	3:00.28	692
4	3	113	VEJNOVIC Aljaz	2002	SM14	SLO SLOVENIA	3:15.28	444
5	6	112	REZMAN Maj (jm)	1999	SM14	SLO SLOVENIA	4:26.37	1

Lane 2: (50m)33.60 (100m)1.19.06 (150m)2.14.83
 Lane 3: (50m)45.81 (100m)1.34.84 (150m)2.31.05
 Lane 4: (50m)32.27 (100m)1.12.49 (150m)1.54.80
 Lane 5: (50m)31.34 (100m)1.10.27 (150m)1.55.20
 Lane 6: (50m)1.02.77 (100m)2.27.14 (150m)3.28.64

WWW.EPYG2017.COM

WWW.EPYG2017.COM

WWW.EPYG2017.COM



FINAL - RESULTS

HOME List by Event List by Team Initial Rounds Res. by Event Medal Table

Final I Delfini di Pra - 13 October 2017 - Start Time: 15:30

Pos.	Lane	Bib	Athlete	Year	Cat.		Mark	Points
1	4	46	ENGEL Taliso	2002	SM13	GER GERMANY	2:26.81	1048
2	5	92	URSO Salvatore (jm)	1999	SM11	ITA ITALY	2:52.24	957
3	3	31	REFER Peter	2001	SM13	DEN DENMARK	3:04.24	508

Lane 3: (50m)37.91 (100m)1.23.71 (150m)2.25.50

Lane 4: (50m)33.07 (100m)1.13.16 (150m)1.52.89

Lane 5: (50m)33.70 (100m)1.23.50 (150m)2.13.98

WWW.EPYG2017.COM

WWW.EPYG2017.COM

WWW.EPYG2017.COM



FINAL - RESULTS

HOME List by Event List by Team Initial Rounds Res. by Event Medal Table

Final I Delfini di Pra - 14 October 2017 - Start Time: 15:51

Pos.	Lane	Bib	Athlete	Year	Cat.		Mark	Points
1	4	79	FANTIN Antonio	2001	SM6	ITA ITALY	3:04.94	1061
2	5	57	PRODANOVIC Simon (jm)	2000	SM7	GER GERMANY	3:08.56	959
3	3	44	BRUNE Fabian (jm)	2000	SM7	GER GERMANY	3:16.36	875
4	6	38	SÖDERLING William (jm)	1999	SM6	FIN FINLAND	4:02.14	405
5	2	121	BAVING Ludvig (jm)	2000	SM6	SWE SWEDEN	4:23.01	180

Lane 2: (50m)1.03.02 (100m)2.11.15 (150m)3.25.14
 Lane 3: (50m)39.72 (100m)1.25.55 (150m)2.29.58
 Lane 4: (50m)39.86 (100m)1.25.81 (150m)2.26.71
 Lane 5: (50m)43.56 (100m)1.30.95 (150m)2.28.86
 Lane 6: (50m)51.99 (100m)1.54.86 (150m)3.05.59

WWW.EPYG2017.COM

WWW.EPYG2017.COM

WWW.EPYG2017.COM



SERIES - RESULTS

HOME List by Event List by Team Initial Rounds Res. by Event Medal Table

Serie 1 I Delfini di Pra - 14 October 2017 - Start Time: 17:01

Pos.	Lane	Bib	Athlete	Year	Cat.		Mark	Points
1	5	103	SOLBERG Fredrik	2001	SM9		2:44.30	979
2	3	3	BURIC Dario	2001	SM10		2:39.42	935
3	4	51	KAPS Justin	2001	SM10		2:47.43	825
4	6	123	CLAESON Fabian	2002	SM9		3:00.32	771
5	1	95	GABSYS Martynas	2004	SM10		3:20.24	293
7	106	NOTRETU Arian	2005	SM9		DQ		
2	30	HEEB Jakob	2001	SM9		DQ		

Serie 2 I Delfini di Pra - 14 October 2017 - Start Time: 17:06

Pos.	Lane	Bib	Athlete	Year	Cat.		Mark	Points
1	4	53	KARAS Adam	2001	SM9		2:25.25	1124
2	3	17	KESNAR Jonas	2001	SM9		2:27.42	1113
3	6	47	FICHELTMANN Felix-ulli	2001	SM9		2:33.07	1077
4	5	58	SCHREIBER Jan	2001	SM10		2:33.64	1001
5	1	72	WOLPERT Ron	2003	SM9		2:43.16	990
6	7	50	HIERSCHE Julian	2002	SM9		2:45.57	965
7	2	10	PETRLIC Matej	2002	SM10		2:40.79	918

SUMMARY I Delfini di Pra

Pos.	Lane	Bib	Athlete	Year	Cat.		Mark	Points
1	4	53	KARAS Adam	2001	SM9		2:25.25	1124
2	3	17	KESNAR Jonas	2001	SM9		2:27.42	1113
3	6	47	FICHELTMANN Felix-ulli	2001	SM9		2:33.07	1077
4	5	58	SCHREIBER Jan	2001	SM10		2:33.64	1001
5	1	72	WOLPERT Ron	2003	SM9		2:43.16	990
6	5	103	SOLBERG Fredrik	2001	SM9		2:44.30	979
7	7	50	HIERSCHE Julian	2002	SM9		2:45.57	965
8	3	3	BURIC Dario	2001	SM10		2:39.42	935
9	2	10	PETRLIC Matej	2002	SM10		2:40.79	918
10	4	51	KAPS Justin	2001	SM10		2:47.43	825
11	6	123	CLAESON Fabian	2002	SM9		3:00.32	771
12	1	95	GABSYS Martynas	2004	SM10		3:20.24	293
2	30	HEEB Jakob	2001	SM9		DQ		
7	106	NOTRETU Arian	2005	SM9		DQ		

Lane 1: (50m)44.32 (100m)1.31.06 (150m)2.38.36
 Lane 2: (50m)40.34 (100m)1.17.51 (150m)2.03.92
 Lane 3: (50m)33.79 (100m)1.13.98 (150m)2.02.79
 Lane 4: (50m)35.61 (100m)1.19.41 (150m)2.11.50
 Lane 5: (50m)33.20 (100m)1.17.51 (150m)2.03.92
 Lane 6: (50m)38.81 (100m)1.24.45 (150m)2.20.87
 Lane 7: (50m)51.95 (100m)1.47.83 (150m)3.01.25

Lane 1: (50m)34.51 (100m)1.17.86 (150m)2.04.96
 Lane 2: (50m)32.46 (100m)1.12.62 (150m)2.05.74
 Lane 3: (50m)31.89 (100m)1.09.74 (150m)1.54.14
 Lane 4: (50m)29.91 (100m)1.08.40 (150m)1.50.18
 Lane 5: (50m)32.32 (100m)1.11.87 (150m)1.57.61
 Lane 6: (50m)33.09 (100m)1.13.61 (150m)1.58.86
 Lane 7: (50m)32.21 (100m)1.13.18 (150m)2.05.73

SERIES - RESULTS

HOME	List by Event	List by Team	Initial Rounds	Res. by Event
------	---------------	--------------	----------------	---------------

Serie 1 I Delfini di Pra - 12 October 2017 - Start Time: 15:37

Pos.	Lane	Bib	Athlete	Year	Cat.	Mark	Points
1	8	105	SOARES Ricardo (jm)	1999	S8	POR PORTUGAL	1:11.38 944
2	5	44	BRUNE Fabian (jm)	2000	S7	GER GERMANY	1:21.63 815
3	3	14	STRBAC David (jm)	2000	S9	CRO CROATIA	1:22.63 511
4	6	38	SÖDERLING William (jm)	1999	S6	FIN FINLAND	1:43.57 346
5	7	121	BAVING Ludvig	2000	S6	SWE SWEDEN	1:49.81 211
6	2	26	STRASIK Matyas (jm)	2000	S8	CZE CZECH REPUBLIC	1:40.21 148
4	57	PRODANOVIC Simon (jm)	2000	S7	GER GERMANY	DNS	

Serie 2 I Delfini di Pra - 12 October 2017 - Start Time: 15:39

Pos.	Lane	Bib	Athlete	Year	Cat.	Mark	Points
1	6	11	PLEMENCIC Luka (jm)	2000	S9	CRO CROATIA	1:02.47 1071
2	4	34	LIKSOR Robin (jm)	1999	S9	EST ESTONIA	1:03.01 1062
3	5	28	STRASIK Tadeas (jm)	2000	S10	CZE CZECH REPUBLIC	1:01.00 1029
4	2	1	LUSIAU Kylian (jm)	2000	S8	BEL BELGIUM	1:09.71 982
5	3	100	BRUSTAD (JM) Havard Str	2000	S10	NOR NORWAY	1:07.59 859
7	110	KRIZAJ (JF) Julijan Jan	2000	S9	SLO SLOVENIA	DQ	

Serie 3 I Delfini di Pra - 12 October 2017 - Start Time: 15:42

Pos.	Lane	Bib	Athlete	Year	Cat.	Mark	Points
1	3	43	BRAUNSCHWEIG Malte (jm)	2000	S9	GER GERMANY	58.84 1121
2	5	98	TADIC Ilija (jm)	1999	S9	MNE MONTENEGRO	58.94 1120
3	7	76	BICELLI Federico (jm)	1999	S8	ITA ITALY	1:02.00 1111
4	6	101	HANSEN (JM) Kristoffer	1999	S9	NOR NORWAY	1:01.22 1090
4	4	88	PERFETTO Ivan (jm)	2000	S10	ITA ITALY	57.62 1090
6	2	81	LOBBA Andrea (jm)	1999	S9	ITA ITALY	1:01.77 1082

SUMMARY I Delfini di Pra

Pos.	Lane	Bib	Athlete	Year	Cat.	Mark	Points
1	3	43	BRAUNSCHWEIG Malte (jm)	2000	S9	GER GERMANY	58.84 1121
2	5	98	TADIC Ilija (jm)	1999	S9	MNE MONTENEGRO	58.94 1120
3	7	76	BICELLI Federico (jm)	1999	S8	ITA ITALY	1:02.00 1111
4	6	101	HANSEN (JM) Kristoffer	1999	S9	NOR NORWAY	1:01.22 1090
4	4	88	PERFETTO Ivan (jm)	2000	S10	ITA ITALY	57.62 1090
6	2	81	LOBBA Andrea (jm)	1999	S9	ITA ITALY	1:01.77 1082
7	6	11	PLEMENCIC Luka (jm)	2000	S9	CRO CROATIA	1:02.47 1071
8	4	34	LIKSOR Robin (jm)	1999	S9	EST ESTONIA	1:03.01 1062
9	5	28	STRASIK Tadeas (jm)	2000	S10	CZE CZECH REPUBLIC	1:01.00 1029
10	2	1	LUSIAU Kylian (jm)	2000	S8	BEL BELGIUM	1:09.71 982
11	8	105	SOARES Ricardo (jm)	1999	S8	POR PORTUGAL	1:11.38 944
12	3	100	BRUSTAD (JM) Havard Str	2000	S10	NOR NORWAY	1:07.59 859
13	5	44	BRUNE Fabian (jm)	2000	S7	GER GERMANY	1:21.63 815
14	3	14	STRBAC David (jm)	2000	S9	CRO CROATIA	1:22.63 511
15	6	38	SÖDERLING William (jm)	1999	S6	FIN FINLAND	1:43.57 346
16	7	121	BAVING Ludvig	2000	S6	SWE SWEDEN	1:49.81 211
17	2	26	STRASIK Matyas (jm)	2000	S8	CZE CZECH REPUBLIC	1:40.21 148
7	110	KRIZAJ (JF) Julijan Jan	2000	S9	SLO SLOVENIA	DQ	
4	57	PRODANOVIC Simon (jm)	2000	S7	GER GERMANY	DNS	

Lane 2: (50m)46.48
 Lane 3: (50m)40.65
 Lane 4: (50m)-
 Lane 5: (50m)38.37
 Lane 6: (50m)47.99
 Lane 7: (50m)52.96
 Lane 8: (50m)34.30

Lane 2: (50m)34.44
 Lane 3: (50m)31.92
 Lane 4: (50m)30.08

Lane 5: (50m)29.21

Lane 6: (50m)29.73

Lane 7: (50m)34.86

Lane 2: (50m)29.47

Lane 3: (50m)27.93

Lane 4: (50m)27.87

Lane 5: (50m)27.41

Lane 6: (50m)28.82

Lane 7: (50m)29.90

WWW.EPYG2017.COM

WWW.EPYG2017.COM

WWW.EPYG2017.COM



FINAL - RESULTS

HOME List by Event List by Team Initial Rounds Res. by Event Medal Table

Final I Delfini di Pra - 13 October 2017 - Start Time: 17:18

Pos.	Lane	Bib	Athlete	Year	Cat.		Mark	Points
1	4	88	PERFETTO Ivan (jm)	2000	S10		4:21.61	1105
2	3	43	BRAUNSCHWEIG Malte (jm)	2000	S9		4:41.64	1092
3	5	101	HANSEN (JM) Kristoffer	1999	S9		4:42.47	1089
4	2	11	PLEMENCIC Luka (jm)	2000	S9		4:53.30	1047
5	6	98	TADIC Ilija (jm)	1999	S9		4:57.12	1030
6	7	14	STRBAC David (jm)	2000	S9		5:58.62	599

Lane 2: (50m)31.38 (100m)1.05.79 (150m)1.41.43 (200m)2.18.60 (250m)2.56.73 (300m)3.35.62 (350m)4.14.74
 Lane 3: (50m)30.65 (100m)1.04.18 (150m)1.39.54 (200m)2.15.35 (250m)2.51.84 (300m)3.28.82 (350m)4.05.31
 Lane 4: (50m)29.72 (100m)1.01.88 (150m)1.43.62 (200m)2.08.19 (250m)2.41.78 (300m)3.15.50 (350m)3.49.24
 Lane 5: (50m)31.07 (100m)1.04.70 (150m)1.40.14 (200m)2.16.16 (250m)2.52.76 (300m)3.30.23 (350m)4.06.95
 Lane 6: (50m)27.98 (100m)1.02.99 (150m)1.41.40 (200m)2.20.74 (250m)3.00.11 (300m)3.39.13 (350m)4.17.81
 Lane 7: (50m)40.50 (100m)1.24.60 (150m)2.10.50 (200m)2.56.51 (250m)3.42.90 (300m)4.17.81 (350m)5.14.54

WWW.EPYG2017.COM

WWW.EPYG2017.COM

WWW.EPYG2017.COM



SERIES - RESULTS

HOME List by Event List by Team Initial Rounds Res. by Event Medal Table

Serie 1 I Delfini di Pra - 13 October 2017 - Start Time: 15:08

Pos.	Lane	Bib	Athlete	Year	Cat.		Mark	Points
1	4	57	PRODANOVIC Simon (jm)	2000	S7	GER GERMANY	1:25.78	948
2	5	1	LUSIAU Kylian (jm)	2000	S8	BEL BELGIUM	1:23.08	918
3	7	100	BRUSTAD (JM) Havard Str	2000	S10	NOR NORWAY	1:16.57	880
4	3	14	STRBAC David (jm)	2000	S9	CRO CROATIA	1:39.53	346
5	2	38	SÖDERLING William (jm)	1999	S6	FIN FINLAND	2:00.19	292
6	1	121	BAVING Ludvig (jm)	2000	S6	SWE SWEDEN	2:06.64	181
7	6	26	STRASIK Matyas (jm)	2000	S8	CZE CZECH REPUBLIC	1:55.81	142

Serie 2 I Delfini di Pra - 13 October 2017 - Start Time: 15:12

Pos.	Lane	Bib	Athlete	Year	Cat.		Mark	Points
1	3	76	BICELLI Federico (jm)	1999	S8	ITA ITALY	1:10.01	1121
2	5	43	BRAUNSCHWEIG Malte (jm)	2000	S9	GER GERMANY	1:07.98	1103
3	6	81	LOBBA Andrea (jm)	1999	S9	ITA ITALY	1:13.83	1018
4	2	28	STRASIK Tadeas (jm)	2000	S10	CZE CZECH REPUBLIC	1:10.43	1017
5	1	44	BRUNE Fabian (jm)	2000	S7	GER GERMANY	1:22.50	1007
6	7	11	PLEMENCIC Luka (jm)	2000	S9	CRO CROATIA	1:15.14	993
4	101		HANSEN (JM) Kristoffer	1999	S9	NOR NORWAY	DQ	

SUMMARY I Delfini di Pra

Pos.	Lane	Bib	Athlete	Year	Cat.		Mark	Points
1	3	76	BICELLI Federico (jm)	1999	S8	ITA ITALY	1:10.01	1121
2	5	43	BRAUNSCHWEIG Malte (jm)	2000	S9	GER GERMANY	1:07.98	1103
3	6	81	LOBBA Andrea (jm)	1999	S9	ITA ITALY	1:13.83	1018
4	2	28	STRASIK Tadeas (jm)	2000	S10	CZE CZECH REPUBLIC	1:10.43	1017
5	1	44	BRUNE Fabian (jm)	2000	S7	GER GERMANY	1:22.50	1007
6	7	11	PLEMENCIC Luka (jm)	2000	S9	CRO CROATIA	1:15.14	993
7	4	57	PRODANOVIC Simon (jm)	2000	S7	GER GERMANY	1:25.78	948
8	5	1	LUSIAU Kylian (jm)	2000	S8	BEL BELGIUM	1:23.08	918
9	7	100	BRUSTAD (JM) Havard Str	2000	S10	NOR NORWAY	1:16.57	880
10	3	14	STRBAC David (jm)	2000	S9	CRO CROATIA	1:39.53	346
11	2	38	SÖDERLING William (jm)	1999	S6	FIN FINLAND	2:00.19	292
12	1	121	BAVING Ludvig (jm)	2000	S6	SWE SWEDEN	2:06.64	181
13	6	26	STRASIK Matyas (jm)	2000	S8	CZE CZECH REPUBLIC	1:55.81	142
4	101		HANSEN (JM) Kristoffer	1999	S9	NOR NORWAY	DQ	

Lane 1: (50m)1.02.39
 Lane 2: (50m)56.10
 Lane 3: (50m)48.38
 Lane 4: (50m)41.77
 Lane 5: (50m)40.77
 Lane 6: (50m)54.72
 Lane 7: (50m)36.74

Lane 1: (50m)39.03
 Lane 2: (50m)33.78
 Lane 3: (50m)33.33
 Lane 4: (50m)34.18
 Lane 5: (50m)32.97
 Lane 6: (50m)36.73
 Lane 7: (50m)39.03

FINAL - RESULTS

HOME List by Event List by Team Initial Rounds Res. by Event Medal Table

Final I Delfini di Pra - 13 October 2017 - Start Time: 18:13

Pos.	Lane	Bib	Athlete	Year	Cat.	Mark	Points
1	4	34	LIKSOR Robin (jm)	1999	S9	1:05.57	1075
2	5	88	PERFETTO Ivan (jm)	2000	S10	1:06.14	1002
3	6	81	LOBBA Andrea (jm)	1999	S9	1:09.48	1001
4	3	98	TADIC Ilija (jm)	1999	S9	1:10.14	986
5	8	43	BRAUNSCHWEIG Malte (jm)	2000	S9	1:11.73	947
6	2	28	STRASIK Tadeas (jm)	2000	S10	1:09.74	909
7	7	1	LUSIAU Kylian (jm)	2000	S8	1:26.58	510
8	1	57	PRODANOVIC Simon (jm)	2000	S7	1:41.84	

Lane 1: (50m)43.24
 Lane 2: (50m)30.67
 Lane 3: (50m)30.85
 Lane 4: (50m)30.29
 Lane 5: (50m)30.95
 Lane 6: (50m)32.41
 Lane 7: (50m)39.24
 Lane 8: (50m)32.40

WWW.EPYG2017.COM

WWW.EPYG2017.COM

WWW.EPYG2017.COM



SERIES - RESULTS

HOME	List by Event	List by Team	Initial Rounds	Res. by Event
------	---------------	--------------	----------------	---------------

Serie 1 I Delfini di Pra - 12 October 2017 - Start Time: 17:41

Pos.	Lane	Bib	Athlete	Year	Cat.		Mark	Points
1	5	12	PLEMENCIC Luka (jm)	2000	SB8		1:25.89	949
2	2	57	PRODANOVIC Simon (jm)	2000	SB7		1:40.11	878
3	4	110	KRIZAJ (JF) Julijan Jan	2000	SB9		1:32.28	730
4	7	121	BAVING Ludvig (jm)	2000	SB6		2:10.75	388
5	3	38	SÖDERLING William (jm)	1999	SB6		2:14.37	330
6	6	27	STRASIK Matyas (jm)	2000	SB7		2:10.58	313

Serie 2 I Delfini di Pra - 12 October 2017 - Start Time: 17:45

Pos.	Lane	Bib	Athlete	Year	Cat.		Mark	Points
1	3	33	LIKSOR Robin (jm)	1999	SB8		1:16.08	1084
2	4	87	PERFETTO Ivan (jm)	2000	SB9		1:12.74	1080
3	2	29	STRASIK Tadeas (jm)	2000	SB9		1:17.50	1017
4	5	99	BRUSTAD (JM) Havard Str	2000	SB9		1:18.18	1007
5	6	13	PRSA Tomislav (jm)	2000	SB9		1:18.48	1002
6	1	82	LOBBA Andrea (jm)	1999	SB8		1:24.44	973
7	7	43	BRAUNSCHWEIG Malte (jm)	2000	SB9		1:25.26	881

SUMMARY I Delfini di Pra

Pos.	Lane	Bib	Athlete	Year	Cat.		Mark	Points
1	3	33	LIKSOR Robin (jm)	1999	SB8		1:16.08	1084
2	4	87	PERFETTO Ivan (jm)	2000	SB9		1:12.74	1080
3	2	29	STRASIK Tadeas (jm)	2000	SB9		1:17.50	1017
4	5	99	BRUSTAD (JM) Havard Str	2000	SB9		1:18.18	1007
5	6	13	PRSA Tomislav (jm)	2000	SB9		1:18.48	1002
6	1	82	LOBBA Andrea (jm)	1999	SB8		1:24.44	973
7	5	12	PLEMENCIC Luka (jm)	2000	SB8		1:25.89	949
8	7	43	BRAUNSCHWEIG Malte (jm)	2000	SB9		1:25.26	881
9	2	57	PRODANOVIC Simon (jm)	2000	SB7		1:40.11	878
10	4	110	KRIZAJ (JF) Julijan Jan	2000	SB9		1:32.28	730
11	7	121	BAVING Ludvig (jm)	2000	SB6		2:10.75	388
12	3	38	SÖDERLING William (jm)	1999	SB6		2:14.37	330
13	6	27	STRASIK Matyas (jm)	2000	SB7		2:10.58	313

Lane 2: (50m)46.07
 Lane 3: (50m)1.00.88
 Lane 4: (50m)41.13
 Lane 5: (50m)38.75
 Lane 6: (50m)56.20
 Lane 7: (50m)1.01.20

Lane 1: (50m)40.12
 Lane 2: (50m)36.48
 Lane 3: (50m)35.50
 Lane 4: (50m)34.82
 Lane 5: (50m)36.24
 Lane 6: (50m)36.19
 Lane 7: (50m)39.78

WWW.EPYG2017.COM
WWW.EPYG2017.COM
WWW.EPYG2017.COM


SERIES - RESULTS

HOME List by Event List by Team Initial Rounds Res. by Event Medal Table

Serie 1 I Delfini di Pra - 14 October 2017 - Start Time: 17:10

Pos.	Lane	Bib	Athlete	Year	Cat.		Mark	Points
1	5	28	STRASIK Tadeas (jm)	2000	SM10	CZE CZECH REPUBLIC	2:32.27	1015
2	3	76	BICELLI Federico (jm)	1999	SM8	ITA ITALY	2:49.26	1001
3	4	100	BRUSTAD (JM) Havard Str	2000	SM10	NOR NORWAY	2:43.64	880
4	2	1	LUSIAU Kylian (jm)	2000	SM8	BEL BELGIUM	3:03.84	833
5	6	105	SOARES Ricardo (jm)	1999	SM8	POR PORTUGAL	3:05.49	810

Serie 2 I Delfini di Pra - 14 October 2017 - Start Time: 17:15

Pos.	Lane	Bib	Athlete	Year	Cat.		Mark	Points
1	5	43	BRAUNSCHWEIG Malte (jm)	2000	SM9	GER GERMANY	2:30.02	1098
2	4	88	PERFETTO Ivan (jm)	2000	SM10	ITA ITALY	2:24.44	1082
3	2	34	LIKSOR Robin (jm)	1999	SM9	EST ESTONIA	2:35.98	1055
4	3	101	HANSEN (JM) Kristoffer	1999	SM9	NOR NORWAY	2:36.32	1053
5	6	81	LOBBA Andrea (jm)	1999	SM9	ITA ITALY	2:36.74	1049

SUMMARY I Delfini di Pra

Pos.	Lane	Bib	Athlete	Year	Cat.		Mark	Points
1	5	43	BRAUNSCHWEIG Malte (jm)	2000	SM9	GER GERMANY	2:30.02	1098
2	4	88	PERFETTO Ivan (jm)	2000	SM10	ITA ITALY	2:24.44	1082
3	2	34	LIKSOR Robin (jm)	1999	SM9	EST ESTONIA	2:35.98	1055
4	3	101	HANSEN (JM) Kristoffer	1999	SM9	NOR NORWAY	2:36.32	1053
5	6	81	LOBBA Andrea (jm)	1999	SM9	ITA ITALY	2:36.74	1049
6	5	28	STRASIK Tadeas (jm)	2000	SM10	CZE CZECH REPUBLIC	2:32.27	1015
7	3	76	BICELLI Federico (jm)	1999	SM8	ITA ITALY	2:49.26	1001
8	4	100	BRUSTAD (JM) Havard Str	2000	SM10	NOR NORWAY	2:43.64	880
9	2	1	LUSIAU Kylian (jm)	2000	SM8	BEL BELGIUM	3:03.84	833
10	6	105	SOARES Ricardo (jm)	1999	SM8	POR PORTUGAL	3:05.49	810

Lane 3: (50m)35.63 (100m)1.14.96 (150m)2.11.98
 Lane 4: (50m)34.61 (100m)1.16.96 (150m)2.02.92
 Lane 5: (50m)31.49 (100m)1.10.90 (150m)1.55.81
 Lane 6: (50m)42.10 (100m)1.30.31 (150m)2.26.43

Lane 2: (50m)31.78 (100m)1.12.77 (150m)1.57.86
 Lane 3: (50m)32.02 (100m)1.10.79 (150m)2.00.75
 Lane 4: (50m)30.94 (100m)1.09.63 (150m)1.51.71
 Lane 5: (50m)31.48 (100m)1.09.81 (150m)1.55.14
 Lane 6: (50m)32.12 (100m)1.11.66 (150m)2.01.67

WWW.EPYG2017.COM

WWW.EPYG2017.COM

WWW.EPYG2017.COM



FINAL - RESULTS

HOME List by Event List by Team Initial Rounds Res. by Event

Final I Delfini di Pra - 12 October 2017 - Start Time: 15:20

Pos.	Lane	Bib	Athlete	Year	Cat.		Mark	Points
1	4	60	SONNTAG Peggy (jf)	1999	S5		45.42	962
2	5	42	BOTTCHER Gina (jf)	2001	S4		50.76	958
3	6	129	BOYACI Sumeyye	2003	S5		46.43	929
4	3	130	OZTURK Sevilay	2003	S5		46.60	923
5	2	89	PROCIDA Angela (jf)	2000	S3		1:22.03	207
6	7	64	DAHAN Hadasa Chaya	2002	S5		1:56.38	

WWW.EPYG2017.COM

WWW.EPYG2017.COM

WWW.EPYG2017.COM



SERIES - RESULTS

HOME	List by Event	List by Team	Initial Rounds	Res. by Event
------	---------------	--------------	----------------	---------------

Serie 1 I Delfini di Pra - 12 October 2017 - Start Time: 15:48

Pos.	Lane	Bib	Athlete	Year	Cat.		Mark	Points
1	4	9	NOVINA Paula	2003	S9		1:24.74	791
2	2	127	ST CLAIR MAITLAND Nicol	2003	S8		1:30.70	760
3	3	85	MESCHINI Caterina	2002	S6		1:44.14	705
4	5	114	VLAHOV Amadeja	2003	S10		1:48.17	166
5	6	25	POLAKOVA Anna	2004	S8		2:47.47	

Serie 2 I Delfini di Pra - 12 October 2017 - Start Time: 15:52

Pos.	Lane	Bib	Athlete	Year	Cat.		Mark	Points
1	5	49	GOGLIN Isabell-marie	2004	S9		1:10.40	1068
2	4	61	STENGEL Lea Sophie	2003	S10		1:09.76	1036
3	6	15	FLORIANKOVA Anezka	2002	S8		1:17.37	1025
4	3	78	DEL MASTRO Marika	2003	S9		1:18.16	938
5	2	124	DANIELSSON Emma	2002	S9		1:20.81	882
7	126		HAMMARQVIST Elin	2004	S9		DQ	

SUMMARY I Delfini di Pra

Pos.	Lane	Bib	Athlete	Year	Cat.		Mark	Points
1	5	49	GOGLIN Isabell-marie	2004	S9		1:10.40	1068
2	4	61	STENGEL Lea Sophie	2003	S10		1:09.76	1036
3	6	15	FLORIANKOVA Anezka	2002	S8		1:17.37	1025
4	3	78	DEL MASTRO Marika	2003	S9		1:18.16	938
5	2	124	DANIELSSON Emma	2002	S9		1:20.81	882
6	4	9	NOVINA Paula	2003	S9		1:24.74	791
7	2	127	ST CLAIR MAITLAND Nicol	2003	S8		1:30.70	760
8	3	85	MESCHINI Caterina	2002	S6		1:44.14	705
9	5	114	VLAHOV Amadeja	2003	S10		1:48.17	166
10	6	25	POLAKOVA Anna	2004	S8		2:47.47	
	7	126	HAMMARQVIST Elin	2004	S9		DQ	

Lane 2: (50m)42.45
 Lane 3: (50m)47.13
 Lane 4: (50m)40.71
 Lane 5: (50m)49.13
 Lane 6: (50m)1.14.97

Lane 2: (50m)38.34
 Lane 3: (50m)37.43
 Lane 4: (50m)37.43
 Lane 5: (50m)33.98
 Lane 6: (50m)35.76
 Lane 7: (50m)38.04

WWW.EPYG2017.COM

WWW.EPYG2017.COM

WWW.EPYG2017.COM



FINAL - RESULTS

HOME List by Event List by Team Initial Rounds Res. by Event

Final I Delfini di Pra - 12 October 2017 - Start Time: 15:00

Pos.	Lane	Bib	Athlete	Year	Cat.		Mark	Points
1	8	84	MARCHI Giorgia (jf)	2001	S14		2:56.77	774

WWW.EPYG2017.COM

WWW.EPYG2017.COM

WWW.EPYG2017.COM



FINAL - RESULTS

HOME List by Event List by Team Initial Rounds Res. by Event Medal Table

Final I Delfini di Pra - 13 October 2017 - Start Time: 17:25

Pos.	Lane	Bib	Athlete	Year	Cat.		Mark	Points
1	5	49	GOGLIN Isabell-marie	2004	S9		5:33.78	1021
2	4	61	STENGEL Lea Sophie	2003	S10		5:20.49	1008
3	6	9	NOVINA Paula	2003	S9		6:02.40	864
4	3	126	HAMMARQVIST Elin	2004	S9		6:05.61	843
5	2	124	DANIELSSON Emma	2002	S9		6:10.07	813

Lane 2: (50m)41.62 (100m)1.27.07 (150m)2.14.09 (200m)3.01.52 (250m)3.48.92 (300m)4.36.65 (350m)5.24.55
 Lane 3: (50m)39.60 (100m)1.23.28 (150m)2.09.53 (200m)2.56.89 (250m)3.44.23 (300m)4.31.38 (350m)5.19.17
 Lane 4: (50m)35.01 (100m)1.15.76 (150m)1.57.16 (200m)2.38.17 (250m)3.19.88 (300m)4.01.59 (350m)4.43.42
 Lane 5: (50m)35.89 (100m)1.17.63 (150m)2.00.86 (200m)2.44.25 (250m)3.27.99 (300m)4.11.84 (350m)4.54.46
 Lane 6: (50m)41.47 (100m)1.27.02 (150m)2.13.40 (200m)3.00.18 (250m)3.46.53 (300m)4.32.66 (350m)5.17.99

WWW.EPYG2017.COM

WWW.EPYG2017.COM

WWW.EPYG2017.COM



FINAL - RESULTS

HOME List by Event List by Team Initial Rounds Res. by Event Medal Table

Final I Delfini di Pra - 13 October 2017 - Start Time: 17:51

Pos.	Lane	Bib	Athlete	Year	Cat.		Mark	Points
1	5	56	LABUDDA Neele	2003	S12		5:15.80	1000
2	2	45	ENDROLATH Marlene (jf)	2001	S13		5:19.06	992
3	4	83	LUSCRI Camilla	2002	S13		5:22.52	974
4	6	119	CHUDA Katarina	2003	S12		5:44.24	823
5	3	75	BELOTTI Sara (jf)	1999	S12		6:00.25	698

Lane 2: (50m)35.82 (100m)1.15.29 (150m)1.55.63 (200m)2.36.46 (250m)3.17.63 (300m)3.58.77 (350m)4.39.98
 Lane 3: (50m)37.73 (100m)1.21.29 (150m)2.06.87 (200m)2.53.65 (250m)3.39.52 (300m)4.26.81 (350m)5.14.48
 Lane 4: (50m)35.80 (100m)1.15.73 (150m)1.56.45 (200m)2.37.86 (250m)3.19.67 (300m)4.01.74 (350m)4.43.94
 Lane 5: (50m)36.19 (100m)1.15.09 (150m)1.55.00 (200m)2.35.57 (250m)3.15.99 (300m)3.56.40 (350m)4.36.71
 Lane 6: (50m)37.82 (100m)1.20.01 (150m)2.03.65 (200m)2.47.71 (250m)3.32.93 (300m)4.17.09 (350m)5.01.96

WWW.EPYG2017.COM

WWW.EPYG2017.COM

WWW.EPYG2017.COM



FINAL - RESULTS

HOME	List by Event	List by Team	Initial Rounds	Res. by Event	Medal Table		
Final					I Delfini di Pra - 14 October 2017 - Start Time: 15:16		
Pos.	Lane	Bib	Athlete	Year	Cat.	Mark	Points
1	4	77	CORDINI Chiara (jf)	2000	S7	6:07.79	970
2	5	7	MAJSEC Ana (jf)	1999	S8	6:32.77	755
3	1	127	ST CLAIR MAITLAND Nicol	2003	S8	6:44.02	674
4	2	85	MESCHINI Caterina	2002	S6	7:55.89	501
5	6	19	KOUPILOVA Agata (jf)	1999	S7	7:25.38	456
6	7	25	POLAKOVA Anna	2004	S8	10:07.84	
	3	16	HABERMNAOVA Nicola (jf)	2000	S8	DQ	

Lane 1: (50m)43.48 (100m)1.32.23 (150m)2.22.00 (200m)3.13.95 (250m)4.07.15 (300m)4.59.32 (350m)5.52.36
 Lane 2: (50m)51.46 (100m)1.51.40 (150m)2.52.88 (200m)3.52.83 (250m)4.53.94 (300m)5.55.25 (350m)6.57.20
 Lane 3: (50m)44.53 (100m)1.36.69 (150m)2.31.18 (200m)3.25.65 (250m)5.15.98 (300m)6.08.57 (350m)6.58.98
 Lane 4: (50m)41.25 (100m)1.27.04 (150m)2.14.46 (200m)3.01.91 (250m)3.00.00 (300m)3.42.99 (350m)5.22.49
 Lane 5: (50m)40.50 (100m)1.27.56 (150m)2.18.26 (200m)3.09.39 (250m)4.00.82 (300m)4.52.07 (350m)5.43.86
 Lane 6: (50m)45.27 (100m)1.35.80 (150m)2.30.86 (200m)3.27.00 (250m)4.24.56 (300m)5.23.50 (350m)6.25.12
 Lane 7: (50m)1.17.47 (100m)2.23.08 (150m)3.46.26 (200m)4.55.29 (250m)6.20.66 (300m)7.29.41 (350m)8.59.15

WWW.EPYG2017.COM

WWW.EPYG2017.COM

WWW.EPYG2017.COM



FINAL - RESULTS

HOME List by Event List by Team Initial Rounds Res. by Event Medal Table

Final I Delfini di Pra - 14 October 2017 - Start Time: 15:33

Pos.	Lane	Bib	Athlete	Year	Cat.		Mark	Points
1	5	42	BOTTCHER Gina (jf)	2001	S4		3:46.29	1000
2	4	60	SONNTAG Peggy (jf)	1999	S5		3:33.73	922
3	3	89	PROCIDA Angela (jf)	2000	S3		5:40.05	420

Lane 3: (50m)1.20.18 (100m)2.46.28 (150m)4.11.12

Lane 4: (50m)49.56 (100m)1.44.22 (150m)2.39.49

Lane 5: (50m)51.84 (100m)1.48.49 (150m)2.48.13

WWW.EPYG2017.COM

WWW.EPYG2017.COM

WWW.EPYG2017.COM



FINAL - RESULTS

HOME List by Event List by Team Initial Rounds Res. by Event Medal Table

Final I Delfini di Pra - 14 October 2017 - Start Time: 15:44

Pos.	Lane	Bib	Athlete	Year	Cat.		Mark	Points
1	4	56	LABUDDA Neele	2003	S12	GER GERMANY	1:09.08	992
2	5	83	LUSCRI Camilla	2002	S13	ITA ITALY	1:12.69	927
3	3	119	CHUDA Katarina	2003	S12	SVK SLOVAK REPUBLIC	1:12.62	917
4	6	91	TEOFILI Viviana	2003	S13	ITA ITALY	1:21.92	691

Lane 3: (50m)35.02
Lane 4: (50m)33.22
Lane 5: (50m)34.79
Lane 6: (50m)38.00

WWW.EPYG2017.COM

WWW.EPYG2017.COM

WWW.EPYG2017.COM



FINAL - RESULTS

HOME List by Event List by Team Initial Rounds Res. by Event Medal Table

Final I Delfini di Pra - 13 October 2017 - Start Time: 15:55

Pos.	Lane	Bib	Athlete	Year	Cat.		Mark	Points
1	4	130	OZTURK Sevilay	2003	S5		46.70	1118
2	3	129	BOYACI Sumeyye	2003	S5		46.90	1116
3	5	60	SONNTAG Peggy (jf)	1999	S5		54.84	980
4	6	42	BOTTCHER Gina (jf)	2001	S4		1:00.38	965
5	2	89	PROCIDA Angela (jf)	2000	S3		1:22.73	558
6	7	64	DAHAN Hadasa Chaya	2002	S5		2:08.94	1

WWW.EPYG2017.COM

WWW.EPYG2017.COM

WWW.EPYG2017.COM



FINAL - RESULTS

HOME List by Event List by Team Initial Rounds Res. by Event

Final I Delfini di Pra - 12 October 2017 - Start Time: 16:05

Pos.	Lane	Bib	Athlete	Year	Cat.		Mark	Points
1	6	45	ENDROLATH Marlene (jf)	2001	S13		1:19.62	1008
2	4	56	LABUDDA Neele	2003	S12		1:19.24	997
3	5	119	CHUDA Katarina	2003	S12		1:25.68	863
4	3	75	BELOTTI Sara (jf)	1999	S12		1:32.40	691
5	2	91	TEOFILI Viviana	2003	S13		1:33.63	690

Lane 2: (50m)43.69
 Lane 3: (50m)44.88
 Lane 4: (50m)38.32
 Lane 5: (50m)42.16
 Lane 6: (50m)38.20

WWW.EPYG2017.COM

WWW.EPYG2017.COM

WWW.EPYG2017.COM



SERIES - RESULTS

HOME List by Event List by Team Initial Rounds Res. by Event Medal Table

Serie 1 I Delfini di Pra - 13 October 2017 - Start Time: 15:15

Pos.	Lane	Bib	Athlete	Year	Cat.		Mark	Points
1	6	127	ST CLAIR MAITLAND Nicol	2003	S8	SWE SWEDEN	1:40.22	872
2	2	124	DANIELSSON Emma	2002	S9	SWE SWEDEN	1:35.72	787
3	4	85	MESCHINI Caterina	2002	S6	ITA ITALY	1:58.70	695
4	3	25	POLAKOVA Anna	2004	S8	CZE CZECH REPUBLIC	2:42.65	8
5	5	114	VLAHOV Amadeja	2003	S10	SLO SLOVENIA	DQ	

Serie 2 I Delfini di Pra - 13 October 2017 - Start Time: 15:20

Pos.	Lane	Bib	Athlete	Year	Cat.		Mark	Points
1	3	15	FLORIANKOVA Anezka	2002	S8	CZE CZECH REPUBLIC	1:23.07	1115
2	4	49	GOGLIN Isabell-marie	2004	S9	GER GERMANY	1:16.70	1110
3	6	61	STENGEL Lea Sophie	2003	S10	GER GERMANY	1:21.70	966
4	5	78	DEL MASTRO Marika	2003	S9	ITA ITALY	1:28.71	938
5	2	126	HAMMARQVIST Elin	2004	S9	SWE SWEDEN	1:37.86	735

SUMMARY I Delfini di Pra

Pos.	Lane	Bib	Athlete	Year	Cat.		Mark	Points
1	3	15	FLORIANKOVA Anezka	2002	S8	CZE CZECH REPUBLIC	1:23.07	1115
2	4	49	GOGLIN Isabell-marie	2004	S9	GER GERMANY	1:16.70	1110
3	6	61	STENGEL Lea Sophie	2003	S10	GER GERMANY	1:21.70	966
4	5	78	DEL MASTRO Marika	2003	S9	ITA ITALY	1:28.71	938
5	6	127	ST CLAIR MAITLAND Nicol	2003	S8	SWE SWEDEN	1:40.22	872
6	2	124	DANIELSSON Emma	2002	S9	SWE SWEDEN	1:35.72	787
7	2	126	HAMMARQVIST Elin	2004	S9	SWE SWEDEN	1:37.86	735
8	4	85	MESCHINI Caterina	2002	S6	ITA ITALY	1:58.70	695
9	3	25	POLAKOVA Anna	2004	S8	CZE CZECH REPUBLIC	2:42.65	8
5	5	114	VLAHOV Amadeja	2003	S10	SLO SLOVENIA	DQ	

Lane 2: (50m)47.49
Lane 3: (50m)1.20.34
Lane 4: (50m)55.84
Lane 5: (50m)1.03.05
Lane 6: (50m)48.08

Lane 2: (50m)47.48
Lane 3: (50m)39.29
Lane 4: (50m)37.40
Lane 5: (50m)42.92
Lane 6: (50m)39.78

WWW.EPYG2017.COM

WWW.EPYG2017.COM

WWW.EPYG2017.COM



FINAL - RESULTS

HOME List by Event List by Team Initial Rounds Res. by Event Medal Table

Final I Delfini di Pra - 13 October 2017 - Start Time: 18:01

Pos.	Lane	Bib	Athlete	Year	Cat.		Mark	Points
4	84	MARCHI	Giorgia (jf)	2001	S14		DQ	
5	108	GOLCER	Marusa (jf)	2001	S14		DQ	

Lane 4: (50m)40.15
Lane 5: (50m)1.08.87

WWW.EPYG2017.COM

WWW.EPYG2017.COM

WWW.EPYG2017.COM



FINAL - RESULTS

HOME List by Event List by Team Initial Rounds Res. by Event

Final I Delfini di Pra - 12 October 2017 - Start Time: 17:26

Pos.	Lane	Bib	Athlete	Year	Cat.		Mark	Points
1	4	45	ENDROLATH Marlene (jf)	2001	S13		1:15.03	977
2	3	56	LABUDDA Neele	2003	S12		1:22.94	883
3	6	119	CHUDA Katarina	2003	S12		1:23.92	861
4	5	83	LUSCRI Camilla	2002	S13		1:24.04	769

Lane 3: (50m)38.84
Lane 4: (50m)34.50
Lane 5: (50m)37.71
Lane 6: (50m)38.47

WWW.EPYG2017.COM

WWW.EPYG2017.COM

WWW.EPYG2017.COM



FINAL - RESULTS

HOME List by Event List by Team Initial Rounds Res. by Event Medal Table

Final I Delfini di Pra - 13 October 2017 - Start Time: 18:17

Pos.	Lane	Bib	Athlete	Year	Cat.		Mark	Points
1	4	37	MARKKANEN Jessika (jf)	1999	S9	FIN FINLAND	1:15.58	1071
2	5	78	DEL MASTRO Marika	2003	S9	ITA ITALY	1:20.12	1005
3	6	4	CRKVENAC Martina (jf)	1999	S9	CRO CROATIA	1:27.54	863
4	3	61	STENGEL Lea Sophie	2003	S10	GER GERMANY	1:26.38	801
5	2	15	FLORIANKOVA Anezka	2002	S8	CZE CZECH REPUBLIC	1:30.76	788

Lane 2: (50m)39.11
Lane 3: (50m)38.25
Lane 4: (50m)35.58
Lane 5: (50m)37.31
Lane 6: (50m)39.27

WWW.EPYG2017.COM

WWW.EPYG2017.COM

WWW.EPYG2017.COM



FINAL - RESULTS

HOME List by Event List by Team Initial Rounds Res. by Event

Final I Delfini di Pra - 12 October 2017 - Start Time: 17:19

Pos.	Lane	Bib	Athlete	Year	Cat.		Mark	Points
1	4	42	BOTTCHER Gina (jf)	2001	SB3	GER GERMANY	1:21.34	741
2	5	90	PROCIDA Angela (jf)	2000	SB2	ITA ITALY	1:53.33	399
3	3	65	DAHAN Hadasa Chaya	2002	SB4	ISR ISRAEL	2:11.00	

WWW.EPYG2017.COM

WWW.EPYG2017.COM

WWW.EPYG2017.COM



SERIES - RESULTS

HOME	List by Event	List by Team	Initial Rounds	Res. by Event
------	---------------	--------------	----------------	---------------

Serie 1 I Delfini di Pra - 12 October 2017 - Start Time: 17:49

Pos.	Lane	Bib	Athlete	Year	Cat.		Mark	Points
1	4	25	POLAKOVA Anna	2004	SB8	CZE CZECH REPUBLIC	2:04.33	459
2	3	126	HAMMARQVIST Elin	2004	SB9	SWE SWEDEN	2:22.55	171
	6	128	ST CLAIR MAITLAND Nicol	2003	SB7	SWE SWEDEN	DQ	
	5	115	VLAHOV Amadeja	2003	SB9	SLO SLOVENIA	DNS	

Serie 2 I Delfini di Pra - 12 October 2017 - Start Time: 17:53

Pos.	Lane	Bib	Athlete	Year	Cat.		Mark	Points
1	5	62	STENGEL Lea Sophie	2003	SB9	GER GERMANY	1:30.57	1029
2	4	78	DEL MASTRO Marika	2003	SB9	ITA ITALY	1:36.89	942
3	3	15	FLORIANKOVA Anezka	2002	SB8	CZE CZECH REPUBLIC	1:43.82	847
4	6	8	NOVINA Paula	2003	SB8	CRO CROATIA	1:47.80	775
5	2	124	DANIELSSON Emma	2002	SB9	SWE SWEDEN	1:49.73	715

SUMMARY I Delfini di Pra

Pos.	Lane	Bib	Athlete	Year	Cat.		Mark	Points
1	5	62	STENGEL Lea Sophie	2003	SB9	GER GERMANY	1:30.57	1029
2	4	78	DEL MASTRO Marika	2003	SB9	ITA ITALY	1:36.89	942
3	3	15	FLORIANKOVA Anezka	2002	SB8	CZE CZECH REPUBLIC	1:43.82	847
4	6	8	NOVINA Paula	2003	SB8	CRO CROATIA	1:47.80	775
5	2	124	DANIELSSON Emma	2002	SB9	SWE SWEDEN	1:49.73	715
6	4	25	POLAKOVA Anna	2004	SB8	CZE CZECH REPUBLIC	2:04.33	459
7	3	126	HAMMARQVIST Elin	2004	SB9	SWE SWEDEN	2:22.55	171
	6	128	ST CLAIR MAITLAND Nicol	2003	SB7	SWE SWEDEN	DQ	
	5	115	VLAHOV Amadeja	2003	SB9	SLO SLOVENIA	DNS	

Lane 3: (50m)1.03.49
Lane 4: (50m)58.71
Lane 5: (50m) -
Lane 6: (50m)1.04.33

Lane 2: (50m)51.96
Lane 3: (50m)47.89
Lane 4: (50m)46.13
Lane 5: (50m)42.84
Lane 6: (50m)51.12

WWW.EPYG2017.COM

WWW.EPYG2017.COM

WWW.EPYG2017.COM



FINAL - RESULTS

HOME List by Event List by Team Initial Rounds Res. by Event Medal Table

Final I Delfini di Pra - 14 October 2017 - Start Time: 16:00

Pos.	Lane	Bib	Athlete	Year	Cat.		Mark	Points
1	4	84	MARCHI Giorgia (jf)	2001	SB14	ITA ITALY	1:33.65	1011
2	5	108	GOLCER Marusa (jf)	2001	SB14	SLO SLOVENIA	2:20.93	217

Lane 4: (50m) 42.45

Lane 5: (50m) 1.04.06

WWW.EPYG2017.COM

WWW.EPYG2017.COM

WWW.EPYG2017.COM



FINAL - RESULTS

HOME List by Event List by Team Initial Rounds Res. by Event Medal Table

Final I Delfini di Pra - 14 October 2017 - Start Time: 17:42

Pos.	Lane	Bib	Athlete	Year	Cat.		Mark	Points
1	4	56	LABUDDA Neele	2003	SB12	GER GERMANY	1:27.11	1029
2	5	83	LUSCRI Camilla	2002	SB13	ITA ITALY	1:36.97	917
3	3	119	CHUDA Katarina	2003	SB12	SVK SLOVAK REPUBLIK	1:39.54	832
4	6	91	TEOFILI Viviana	2003	SB13	ITA ITALY	1:52.51	625

Lane 3: (50m)47.17
Lane 4: (50m)41.88
Lane 5: (50m)45.51
Lane 6: (50m)51.85

WWW.EPYG2017.COM

WWW.EPYG2017.COM

WWW.EPYG2017.COM



FINAL - RESULTS

HOME List by Event List by Team Initial Rounds Res. by Event Medal Table

Final I Delfini di Pra - 13 October 2017 - Start Time: 15:35

Pos.	Lane	Bib	Athlete	Year	Cat.		Mark	Points
1	4	45	ENDROLATH Marlene (jf)	2001	SM13		2:43.60	1073
2	5	56	LABUDDA Neele	2003	SM12		2:50.89	1032
3	3	83	LUSCRI Camilla	2002	SM13		2:56.32	968
4	6	119	CHUDA Katarina	2003	SM12		2:58.32	966

Lane 3: (50m)38.93 (100m)1.24.99 (150m)2.16.81
 Lane 4: (50m)34.65 (100m)1.16.83 (150m)2.05.46
 Lane 5: (50m)37.80 (100m)1.22.81 (150m)2.11.05
 Lane 6: (50m)36.73 (100m)1.23.25 (150m)2.16.08

WWW.EPYG2017.COM

WWW.EPYG2017.COM

WWW.EPYG2017.COM



FINAL - RESULTS

HOME List by Event List by Team Initial Rounds Res. by Event Medal Table

Final I Delfini di Pra - 14 October 2017 - Start Time: 17:49

Pos.	Lane	Bib	Athlete	Year	Cat.	Mark	Points
1	4	42	BOTTCHER Gina (jf)	2001	SM4	GER GERMANY	3:33.70 960
2	5	89	PROCIDA Angela (jf)	2000	SM3	ITA ITALY	5:29.33 355

Lane 4: (50m)1.03.52 (100m)2.36.38
Lane 5: (50m)1.24.52 (100m)3.35.83

WWW.EPYG2017.COM

WWW.EPYG2017.COM

WWW.EPYG2017.COM



FINAL - RESULTS

HOME List by Event List by Team Initial Rounds Res. by Event Medal Table

Final I Delfini di Pra - 14 October 2017 - Start Time: 17:20

Pos.	Lane	Bib	Athlete	Year	Cat.		Mark	Points
1	3	15	FLORIANKOVA Anezka	2002	SM8	CZE CZECH REPUBLIC	3:05.30	1053
2	5	78	DEL MASTRO Marika	2003	SM9	ITA ITALY	2:58.99	1027
3	4	61	STENGEL Lea Sophie	2003	SM10	GER GERMANY	3:05.00	907
4	6	124	DANIELSSON Emma	2002	SM9	SWE SWEDEN	3:26.59	729
5	2	9	NOVINA Paula	2003	SM9	CRO CROATIA	3:26.67	728
6	1	127	ST CLAIR MAITLAND Nicol	2003	SM8	SWE SWEDEN	4:07.98	350
7	7	126	HAMMARQVIST Elin	2004	SM9	SWE SWEDEN	4:05.44	232

Lane 1: (50m)54.87 (100m)1.50.03 (150m)3.17.55
 Lane 2: (50m)51.19 (100m)1.44.75 (150m)2.40.50
 Lane 3: (50m)39.32 (100m)1.24.39 (150m)2.21.59
 Lane 4: (50m)41.71 (100m)1.31.68 (150m)2.23.87
 Lane 5: (50m)38.71 (100m)1.25.94 (150m)2.17.53
 Lane 6: (50m)48.46 (100m)1.39.97 (150m)2.41.51
 Lane 7: (50m)58.97 (100m)2.01.01 (150m)3.18.34

WWW.EPYG2017.COM

WWW.EPYG2017.COM

WWW.EPYG2017.COM



SERIES - RESULTS

HOME	List by Event	List by Team	Initial Rounds	Res. by Event
------	---------------	--------------	----------------	---------------

Serie 1 I Delfini di Pra - 12 October 2017 - Start Time: 15:52

Pos.	Lane	Bib	Athlete	Year	Cat.	Mark	Points
1	5	77	CORDINI Chiara (jf)	2000	S7	1:29.18	883
2	4	35	REMMELG Anette (jf)	2000	S10	1:19.25	844
3	3	7	MAJSEC Ana (jf)	1999	S8	1:27.84	826
4	6	16	HABERMNAOVA Nicola (jf)	2000	S8	1:31.35	745
5	2	19	KOUPILOVA Agata (jf)	1999	S7	1:36.92	714
6	7	21	MIKUSKOVICOVA Monika (j)	1999	S9	1:32.37	595

Serie 2 I Delfini di Pra - 12 October 2017 - Start Time: 15:57

Pos.	Lane	Bib	Athlete	Year	Cat.	Mark	Points
1	4	32	KAUL Susannah (jf)	1999	S10	1:03.87	1114
2	5	37	MARKKANEN Jessika (jf)	1999	S9	1:07.73	1101
3	2	55	LABERER Felicia (jf)	2001	S9	1:10.43	1068
4	3	102	HEGGERTVEIT Marte (jf)	1999	S9	1:10.50	1067
5	6	118	JOVOVIC Ana (jf)	1999	S9	1:12.31	1041
6	7	93	VICCH Silvia (jf)	2000	S9	1:15.96	980
7	1	104	PINTO Renata (jf)	1999	S9	1:18.27	936

SUMMARY I Delfini di Pra

Pos.	Lane	Bib	Athlete	Year	Cat.	Mark	Points
1	4	32	KAUL Susannah (jf)	1999	S10	1:03.87	1114
2	5	37	MARKKANEN Jessika (jf)	1999	S9	1:07.73	1101
3	2	55	LABERER Felicia (jf)	2001	S9	1:10.43	1068
4	3	102	HEGGERTVEIT Marte (jf)	1999	S9	1:10.50	1067
5	6	118	JOVOVIC Ana (jf)	1999	S9	1:12.31	1041
6	7	93	VICCH Silvia (jf)	2000	S9	1:15.96	980
7	1	104	PINTO Renata (jf)	1999	S9	1:18.27	936
8	5	77	CORDINI Chiara (jf)	2000	S7	1:29.18	883
9	4	35	REMMELG Anette (jf)	2000	S10	1:19.25	844
10	3	7	MAJSEC Ana (jf)	1999	S8	1:27.84	826
11	6	16	HABERMNAOVA Nicola (jf)	2000	S8	1:31.35	745
12	2	19	KOUPILOVA Agata (jf)	1999	S7	1:36.92	714
13	7	21	MIKUSKOVICOVA Monika (j)	1999	S9	1:32.37	595

Lane 2: (50m)47.07
 Lane 3: (50m)40.31
 Lane 4: (50m)36.99
 Lane 5: (50m)41.44
 Lane 6: (50m)42.61
 Lane 7: (50m)45.86

Lane 1: (50m)36.68
 Lane 2: (50m)35.33
 Lane 3: (50m)34.56
 Lane 4: (50m)30.83
 Lane 5: (50m)31.77
 Lane 6: (50m)35.07
 Lane 7: (50m)36.33

FINAL - RESULTS

HOME List by Event List by Team Initial Rounds Res. by Event Medal Table

Final I Delfini di Pra - 14 October 2017 - Start Time: 15:47

Pos.	Lane	Bib	Athlete	Year	Cat.		Mark	Points
1	4	45	ENDROLATH Marlene (jf)	2001	S13	GER GERMANY	1:06.21	1050
2	5	75	BELOTTI Sara (jf)	1999	S12	ITA ITALY	1:16.67	818
3	3	111	PLANINC Lucija (jf)	2000	S13	SLO SLOVENIA	1:25.43	592
4	6	97	STOSKUTE Migle (jf)	2000	S13	LTU LITHUANIA	1:34.25	357

Lane 3: (50m)38.32
Lane 4: (50m)31.44
Lane 5: (50m)36.24
Lane 6: (50m)44.10

WWW.EPYG2017.COM

WWW.EPYG2017.COM

WWW.EPYG2017.COM



FINAL - RESULTS

HOME List by Event List by Team Initial Rounds Res. by Event Medal Table

Final I Delfini di Pra - 13 October 2017 - Start Time: 17:33

Pos.	Lane	Bib	Athlete	Year	Cat.		Mark	Points
1	5	32	KAUL Susannah (jf)	1999	S10	EST ESTONIA	4:56.56	1102
1	3	118	JOVOVIC Ana (jf)	1999	S9	SRB SERBIA	5:11.30	1102
3	4	102	HEGGERTVEIT Marte (jf)	1999	S9	NOR NORWAY	5:12.65	1098
4	6	55	LABERER Felicia (jf)	2001	S9	GER GERMANY	5:16.04	1088
5	2	104	PINTO Renata (jf)	1999	S9	POR PORTUGAL	6:01.26	872
6	7	35	REMMELG Anette (jf)	2000	S10	EST ESTONIA	6:07.32	699

Lane 2: (50m)39.04 (100m)1.23.54 (150m)2.09.20 (200m)2.55.60 (250m)3.42.08 (300m)4.29.15 (350m)5.16.82
 Lane 3: (50m)34.78 (100m)1.13.01 (150m)1.52.17 (200m)2.31.99 (250m)3.11.95 (300m)3.51.87 (350m)4.32.22
 Lane 4: (50m)35.83 (100m)1.13.71 (150m)1.53.26 (200m)2.32.65 (250m)3.12.19 (300m)3.52.41 (350m)4.33.76
 Lane 5: (50m)32.91 (100m)1.10.55 (150m)1.48.54 (200m)2.26.55 (250m)3.04.47 (300m)3.42.28 (350m)4.20.02
 Lane 6: (50m)36.09 (100m)1.15.39 (150m)1.55.88 (200m)2.36.62 (250m)3.17.35 (300m)3.58.07 (350m)4.38.03
 Lane 7: (50m)39.25 (100m)1.23.99 (150m)2.10.21 (200m)2.57.04 (250m)3.44.33 (300m)4.32.26 (350m)5.20.34

WWW.EPYG2017.COM

WWW.EPYG2017.COM

WWW.EPYG2017.COM



SERIES - RESULTS

HOME List by Event List by Team Initial Rounds Res. by Event Medal Table

Serie 1 I Delfini di Pra - 13 October 2017 - Start Time: 15:23

Pos.	Lane	Bib	Athlete	Year	Cat.		Mark	Points
1	7	77	CORDINI Chiara (jf)	2000	S7		1:39.67	960
2	5	16	HABERMNAOVA Nicola (jf)	2000	S8		1:36.61	939
3	4	35	REMMELG Anette (jf)	2000	S10		1:29.54	790
4	6	7	MAJSEC Ana (jf)	1999	S8		1:45.05	770
5	3	21	MIKUSKOVICOVA Monika (j)	1999	S9		1:40.90	659
6	2	19	KOUPILOVA Agata (jf)	1999	S7		2:15.77	235

Serie 2 I Delfini di Pra - 13 October 2017 - Start Time: 15:27

Pos.	Lane	Bib	Athlete	Year	Cat.		Mark	Points
1	3	37	MARKKANEN Jessika (jf)	1999	S9		1:20.03	1074
2	4	55	LABERER Felicia (jf)	2001	S9		1:21.60	1054
3	6	118	JOVOVIC Ana (jf)	1999	S9		1:22.00	1049
4	5	104	PINTO Renata (jf)	1999	S9		1:25.03	1004
5	7	102	HEGGERTVEIT Marte (jf)	1999	S9		1:26.20	984
6	2	93	VICCH Silvia (jf)	2000	S9		1:29.06	932

SUMMARY I Delfini di Pra

Pos.	Lane	Bib	Athlete	Year	Cat.		Mark	Points
1	3	37	MARKKANEN Jessika (jf)	1999	S9		1:20.03	1074
2	4	55	LABERER Felicia (jf)	2001	S9		1:21.60	1054
3	6	118	JOVOVIC Ana (jf)	1999	S9		1:22.00	1049
4	5	104	PINTO Renata (jf)	1999	S9		1:25.03	1004
5	7	102	HEGGERTVEIT Marte (jf)	1999	S9		1:26.20	984
6	7	77	CORDINI Chiara (jf)	2000	S7		1:39.67	960
7	5	16	HABERMNAOVA Nicola (jf)	2000	S8		1:36.61	939
8	2	93	VICCH Silvia (jf)	2000	S9		1:29.06	932
9	4	35	REMMELG Anette (jf)	2000	S10		1:29.54	790
10	6	7	MAJSEC Ana (jf)	1999	S8		1:45.05	770
11	3	21	MIKUSKOVICOVA Monika (j)	1999	S9		1:40.90	659
12	2	19	KOUPILOVA Agata (jf)	1999	S7		2:15.77	235

Lane 2: (50m)1.04.06
Lane 3: (50m)50.54
Lane 4: (50m)44.17
Lane 5: (50m)47.73
Lane 6: (50m)49.13
Lane 7: (50m)48.91

Lane 2: (50m)43.35
Lane 3: (50m)38.40
Lane 4: (50m)39.68
Lane 5: (50m)40.83
Lane 6: (50m)39.87
Lane 7: (50m)42.39

WWW.EPYG2017.COM

WWW.EPYG2017.COM

WWW.EPYG2017.COM



SERIES - RESULTS

HOME List by Event List by Team Initial Rounds Res. by Event

Serie 1 I Delfini di Pra - 12 October 2017 - Start Time: 17:57

Pos.	Lane	Bib	Athlete	Year	Cat.	Mark	Points
1	4	16	HABERMNAOVA Nicola (jf)	2000	SB8	CZE CZECH REPUBLIC	1:52.84 679
2	5	77	CORDINI Chiara (jf)	2000	SB6	ITA ITALY	2:16.96 676
3	3	20	KOUPILOVA Agata (jf)	1999	SB6	CZE CZECH REPUBLIC	2:19.77 631
4	6	22	MIKOSKOVICOVA Monika (j)	1999	SB8	CZE CZECH REPUBLIC	2:02.13 500

Serie 2 I Delfini di Pra - 12 October 2017 - Start Time: 18:01

Pos.	Lane	Bib	Athlete	Year	Cat.	Mark	Points
1	4	104	PINTO Renata (jf)	1999	SB9	POR PORTUGAL	1:32.07 1010
2	2	60	SONNTAG Peggy (jf)	1999	SB5	GER GERMANY	2:08.64 938
3	6	4	CRKVENAC Martina (jf)	1999	SB9	CRO CROATIA	1:41.07 874
4	3	93	VICCH Silvia (jf)	2000	SB9	ITA ITALY	1:41.18 872
5	5	37	MARKKANEN Jessika (jf)	1999	SB9	FIN FINLAND	DQ

SUMMARY I Delfini di Pra

Pos.	Lane	Bib	Athlete	Year	Cat.	Mark	Points
1	4	104	PINTO Renata (jf)	1999	SB9	POR PORTUGAL	1:32.07 1010
2	2	60	SONNTAG Peggy (jf)	1999	SB5	GER GERMANY	2:08.64 938
3	6	4	CRKVENAC Martina (jf)	1999	SB9	CRO CROATIA	1:41.07 874
4	3	93	VICCH Silvia (jf)	2000	SB9	ITA ITALY	1:41.18 872
5	4	16	HABERMNAOVA Nicola (jf)	2000	SB8	CZE CZECH REPUBLIC	1:52.84 679
6	5	77	CORDINI Chiara (jf)	2000	SB6	ITA ITALY	2:16.96 676
7	3	20	KOUPILOVA Agata (jf)	1999	SB6	CZE CZECH REPUBLIC	2:19.77 631
8	6	22	MIKOSKOVICOVA Monika (j)	1999	SB8	CZE CZECH REPUBLIC	2:02.13 500
5	5	37	MARKKANEN Jessika (jf)	1999	SB9	FIN FINLAND	DQ

Lane 3: (50m)1.00.11
Lane 4: (50m) 53.39
Lane 5: (50m)1.03.20
Lane 6: (50m) 57.93

Lane 2: (50m)1.00.80
Lane 3: (50m) 47.56
Lane 4: (50m) 42.99
Lane 5: (50m) 47.01
Lane 6: (50m) 47.15

WWW.EPYG2017.COM

WWW.EPYG2017.COM

WWW.EPYG2017.COM



FINAL - RESULTS

HOME List by Event List by Team Initial Rounds Res. by Event Medal Table

Final I Delfini di Pra - 14 October 2017 - Start Time: 17:45

Pos.	Lane	Bib	Athlete	Year	Cat.		Mark	Points
1	4	45	ENDROLATH Marlene (jf)	2001	SB13		1:26.73	1057
2	5	111	PLANINC Lucija (jf)	2000	SB13		1:43.45	802
3	3	75	BELOTTI Sara (jf)	1999	SB12		1:46.98	685
4	6	97	STOSKUTE Migle (jf)	2000	SB13		1:53.31	609

Lane 3: (50m)49.93
Lane 4: (50m)40.36
Lane 5: (50m)47.28
Lane 6: (50m)52.69

WWW.EPYG2017.COM

WWW.EPYG2017.COM

WWW.EPYG2017.COM



SERIES - RESULTS

HOME List by Event List by Team Initial Rounds Res. by Event Medal Table

Serie 1 I Delfini di Pra - 14 October 2017 - Start Time: 17:26

Pos.	Lane	Bib	Athlete	Year	Cat.		Mark	Points
1	3	7	MAJSEC Ana (jf)	1999	SM8		3:34.93	769
2	5	16	HABERMNAOVA Nicola (jf)	2000	SM8		3:36.97	744
3	6	21	MIKUSKOVICOVA Monika (j)	1999	SM9		3:42.25	515
4	4	4	CRKVENAC Martina (jf)	1999	SM9		DQ	

Serie 2 I Delfini di Pra - 14 October 2017 - Start Time: 17:32

Pos.	Lane	Bib	Athlete	Year	Cat.		Mark	Points
1	6	55	LABERER Felicia (jf)	2001	SM9		2:55.96	1049
2	5	37	MARKKANEN Jessika (jf)	1999	SM9		2:56.34	1047
3	3	93	VICCH Silvia (jf)	2000	SM9		3:04.52	980
4	2	102	HEGGERTVEIT Marte (jf)	1999	SM9		3:13.27	892
4	4	104	PINTO Renata (jf)	1999	SM9		DQ	

SUMMARY I Delfini di Pra

Pos.	Lane	Bib	Athlete	Year	Cat.		Mark	Points
1	6	55	LABERER Felicia (jf)	2001	SM9		2:55.96	1049
2	5	37	MARKKANEN Jessika (jf)	1999	SM9		2:56.34	1047
3	3	93	VICCH Silvia (jf)	2000	SM9		3:04.52	980
4	2	102	HEGGERTVEIT Marte (jf)	1999	SM9		3:13.27	892
5	3	7	MAJSEC Ana (jf)	1999	SM8		3:34.93	769
6	5	16	HABERMNAOVA Nicola (jf)	2000	SM8		3:36.97	744
7	6	21	MIKUSKOVICOVA Monika (j)	1999	SM9		3:42.25	515
4	4	104	PINTO Renata (jf)	1999	SM9		DQ	
4	4	4	CRKVENAC Martina (jf)	1999	SM9		DQ	

Lane 3: (50m)49.14 (100m)1.43.57 (150m)2.48.14
 Lane 4: (50m)39.39 (100m)1.32.16 (150m)2.29.39
 Lane 5: (50m)53.86 (100m)1.45.27 (150m)2.47.93
 Lane 6: (50m)54.64 (100m)1.48.38 (150m)2.52.05

Lane 2: (50m)39.58 (100m)1.26.63 (150m)2.34.47
 Lane 3: (50m)42.33 (100m)1.30.11 (150m)2.22.85
 Lane 4: (50m)40.93 (100m)1.26.01 (150m)2.17.26
 Lane 5: (50m)36.75 (100m)1.21.28 (150m)2.18.59
 Lane 6: (50m)36.82 (100m)1.21.48 (150m)2.18.73

WWW.EPYG2017.COM

WWW.EPYG2017.COM

WWW.EPYG2017.COM



FINAL - RESULTS

HOME List by Event List by Team Initial Rounds Res. by Event

Final I Delfini di Pra - 12 October 2017 - Start Time: 18:07

Pos.	Lane	Bib	Athletes	Cat.	Mark	Points
1	4	GER	GOGLIN Isabell-marie - LABERER Felicia (jf) - PRODANOVIC Simon (jm) - BRAUNSCHWEIG Malte (jm)	SM	GER GERMANY	4:40.75
2	5	ITA	CORDINI Chiara (jf) - PERFETTO Ivan (jm) - BICELLI Federico (jm) - VICCH Silvia (jf)	SM	ITA ITALY	4:45.05

Lane 4: (50m)35.99 (100m)1.15.62 (150m)1.50.82 (200m)2.28.35 (250m)3.03.10 (300m)3.41.54 (350m)4.09.29

Lane 5: (50m)40.95 (100m)1.27.31 (150m)1.54.85 (200m)2.24.82 (250m)2.54.86 (300m)3.27.27 (350m)4.04.09

WWW.EPYG2017.COM

WWW.EPYG2017.COM

WWW.EPYG2017.COM



FINAL - RESULTS

HOME List by Event List by Team Initial Rounds Res. by Event Medal Table

Final I Delfini di Pra - 14 October 2017 - Start Time: 17:57

Pos.	Lane	Bib	Athletes	Cat.	Mark	Points
1	4	GER	GOGLIN Isabell-marie - STENDEL Lea Sophie - KARAS Adam - PRODANOVIC Simon (jm)	SM	GER GERMANY	5:06.83

Lane 4: (50m)36.72 (100m)1.15.98 (150m)1.58.99 (200m)2.49.78 (250m)3.18.61 (300m)3.52.33 (350m)4.27.87

WWW.EPYG2017.COM

WWW.EPYG2017.COM

WWW.EPYG2017.COM



FINAL - RESULTS

HOME List by Event List by Team Initial Rounds Res. by Event

Final I Delfini di Pra - 12 October 2017 - Start Time: 15:00

Pos.	Lane	Bib	Athlete	Year	Cat.		Mark	Points
1	4	86	PALAZZO Misha	2002	S14	ITA ITALY	2:05.00	1109
2	5	36	KHALILI Nader	2001	S14	FIN FINLAND	2:09.63	1080
3	2	40	MENY Jordan (JM)	2000	S14	FRA FRANCE	2:31.68	863
4	8	84	MARCHI Giorgia (jf)	2001	S14	ITA ITALY	2:56.77	774
5	3	113	VEJNOVIC Aljaz	2002	S14	SLO SLOVENIA	2:41.88	726
6	6	112	REZMAN Maj (jm)	1999	S14	SLO SLOVENIA	3:42.12	75

Lane 2: (50m)31.50 (100m)1.07.35 (150m)1.48.85
 Lane 3: (50m)36.45 (100m)1.17.31 (150m)2.00.94
 Lane 4: (50m)29.04 (100m)1.01.34 (150m)1.33.43
 Lane 5: (50m)28.16 (100m)1.01.02 (150m)1.35.37
 Lane 6: (50m)46.03 (100m)1.44.04 (150m)2.46.64
 Lane 8: (50m)36.32 (100m)1.20.99 (150m)2.09.99

WWW.EPYG2017.COM

WWW.EPYG2017.COM

WWW.EPYG2017.COM

